

Storage Carts



MADE IN USA
georgiaexpo.com
800-433-9767

Combo Carts

Pipe Carts

Base Carts

Drape Carts

Other Carts

→ COMBO CARTS

→ PIPE CARTS

→ BASE CARTS

→ DRAPE CARTS

→ OTHER CARTS

GEORGIA EXPO

THE LEADER IN PIPE AND DRAPE

THE LEADER IN PIPE AND DRAPE

MADE
—
IN-HOUSE

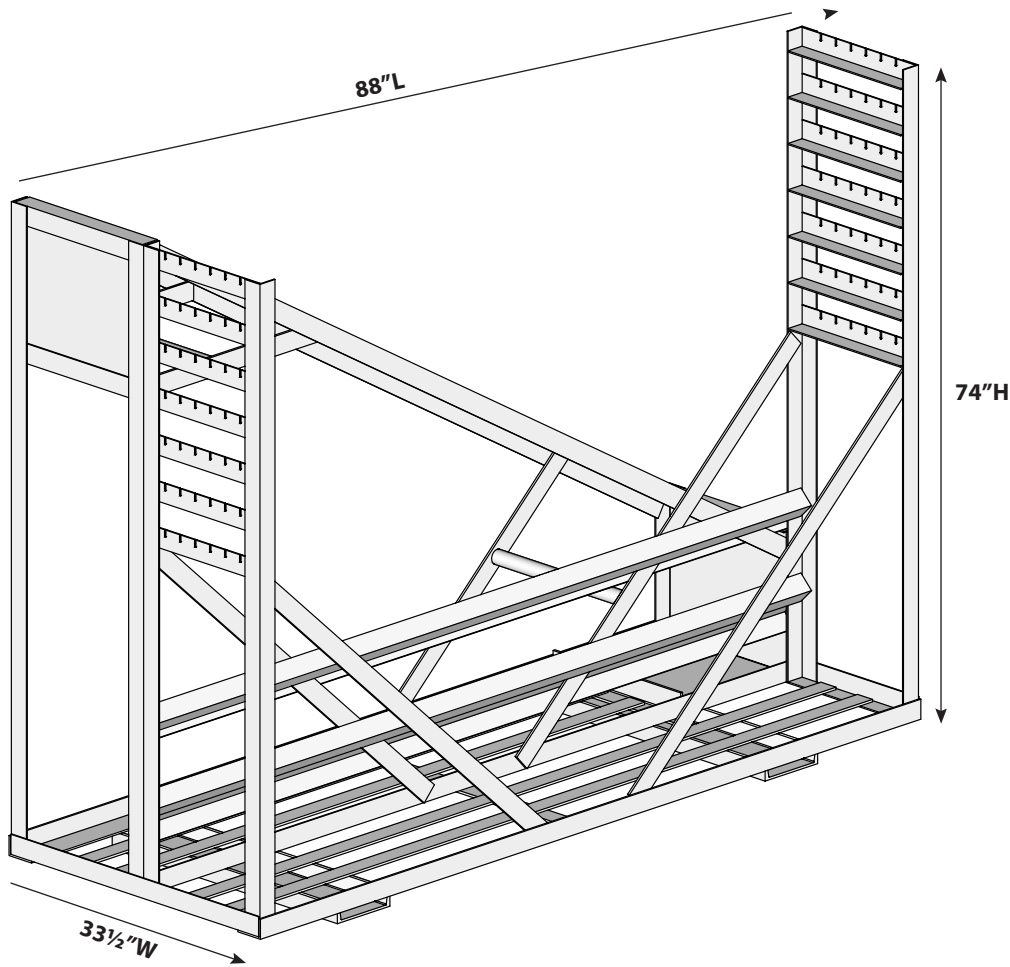
COMBO CARTS



georgiaexpo.com

800-433-9767

C137 - Party Cart™



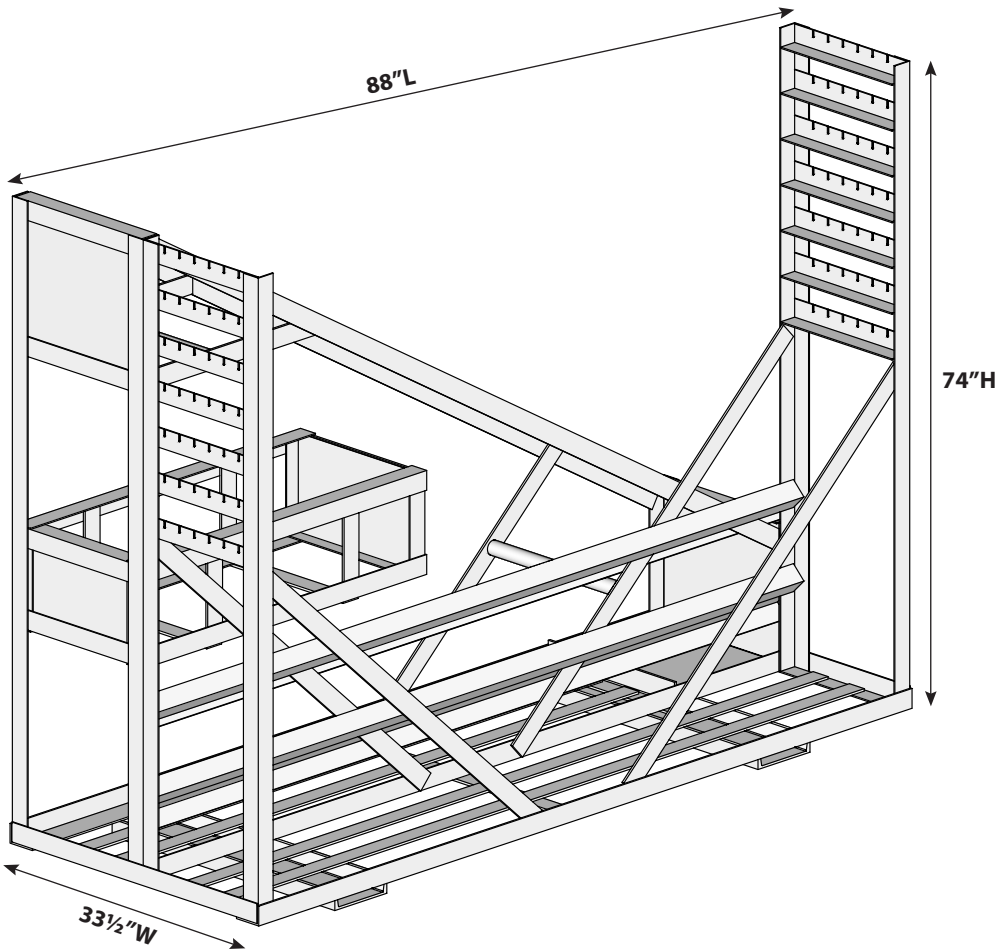
C137 - Party Cart™ **BESTSELLER**

Our Party Carts are the best way to store all your Pipe & Drape on one cart. This combination cart gives you the ability to leave your drape pre-strung and ready to use, eliminating the need for folding and keeping your drape wrinkle-free.

Product Specs	Description
Dimensions	88"L x 33 1/2"W x 74"H (with casters)
Weight	385 lbs (empty)
Capacity	280 linear feet of inline backwall: 29 uprights (up to 8'H), 29 bases (any size we carry), 28 drape supports (6'-10' or 7'-12') pre-strung with 4 panels of drape per support. Rated to hold up to 3,600 lbs
Materials	Welded on site, rugged welded angle iron steel frame
Casters	6" phenolic resin casters, 5"H x 2"W wheel with 1.5" distance from top of plate to top of wheel, plate is 4" x 4.5" (2) swivel and (2) rigid Rated at 900 lbs per caster for a combined rating of at least 3,600 lbs. *ship separately, must be installed
Finish	Powder coated; standard finish is silver vein, but other powder coat colors are available upon request

COMBO CARTS

C140 - Party Cart™ Plus

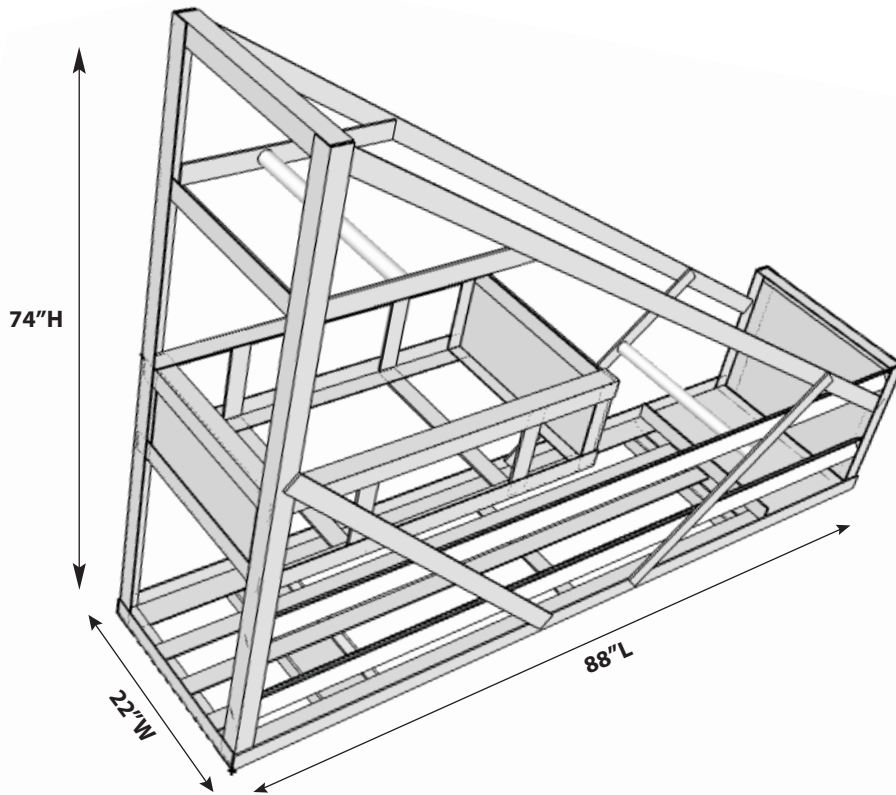


C140 - Party Cart™ Plus

Our Party Carts are the best way to store all your Pipe & Drape on one cart. This combination cart gives you the ability to leave your drape pre-strung and ready to use, eliminating the need for folding and keeping your drape wrinkle free. The "Plus" model is designed to also hold the 3ft uprights used to set up trade show booths.

Product Specs	Description
Dimensions	88"L x 33½"W x 74"H (with casters)
Weight	437 lbs (empty)
Capacity	280 linear feet of inline backwall: 29 uprights (up to 8'H), 29 bases (any size we carry), 28 drape supports (6'-10' or 7'-12') pre-strung with 4 panels of drape per support. Rated to hold up to 3,600 lbs. Features additional section for 3' uprights.
Materials	Welded on site, rugged welded angle iron steel frame
Casters	6" phenolic resin casters, 5"H x 2"W wheel with 1.5" distance from top of plate to top of wheel, plate is 4" x 4.5" (2) swivel and (2) rigid Rated at 900 lbs per caster for a combined rating of at least 3,600 lbs. *ship separately, must be installed
Finish	Powder coated; standard finish is silver vein, but other powder coat colors are available upon request

C151 - Mini Party Cart™ Plus



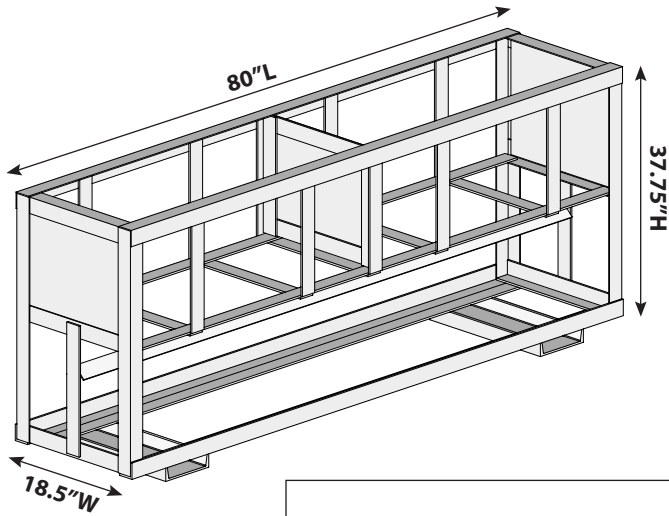
C151 - Mini Party Cart™ Plus

Combo carts are designed to store all the components of a backwall conveniently in one cart. This cart stores uprights and drupe supports diagonally, while bases are stagger stacked along the bottom. The box located on top can be used to store folded panels of drupe or other items.

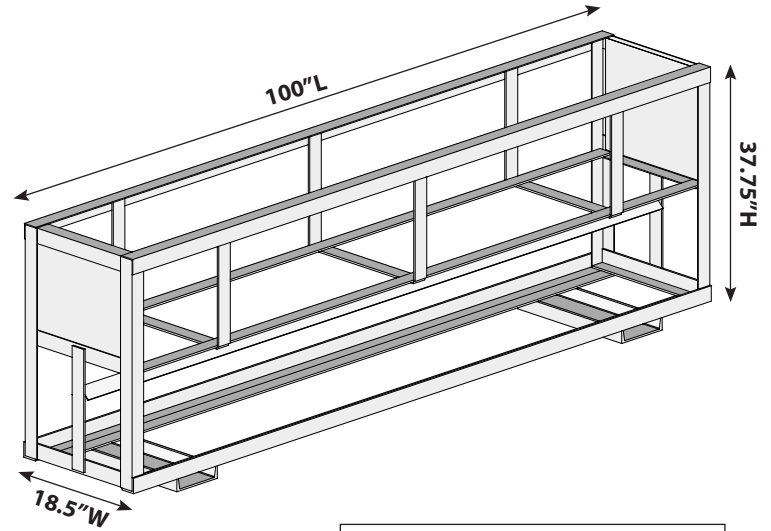
Product Specs	Description
Dimensions	22"L x 88"W x 74"H (casters installed)
Weight	300lbs
Capacity	(40) 1.5" diam. uprights (up to collapsed 8'H) or 25 2" diam. uprights (up to 8'H collapsed), drupe or 3ft upright storage compartment, 20 bases (any size with a stacking slot) Rated to 3,600lbs
Materials	Welded on site, rugged welded angle iron steel frame
Casters	6" phenolic resin casters, 5"H x 2"W wheel with 1.5" distance from top of plate to top of wheel, plate is 4" x 4.5" (2) swivel and (2) rigid Rated at 900 lbs per caster for a combined rating of at least 3,600 lbs. *ship separately, must be installed
Finish	Powder coated; standard finish is silver vein, but other powder coat colors are available upon request

COMBO CARTS

C119 - 3' Combo Cart



C118 - 8' Combo Cart

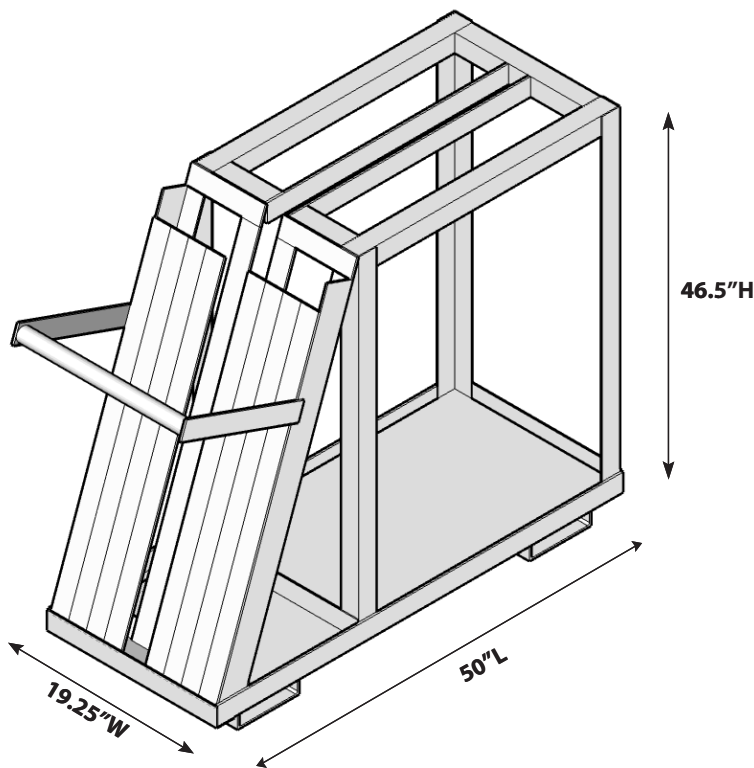


Combo Carts

Combo Carts store uprights, drape supports, and bases in one convenient location. They are most popular for storing and transporting equipment within a facility. Our Combo Carts are designed to be used with our Slip-Fit System. Bases stagger-stack on the bottom of the cart while the uprights and drape supports are stored in the chamber(s) on top. If storage space is an issue, these carts can be upgraded and made stackable to give you more storage space.

Product Specs	3'	8'
Dimensions	18.5"W x 80"L x 37.75"H (with casters)	18.5"W x 100"L x 37.75"H (with casters)
Weight	230 lbs	241 lbs
Capacity	(100) 1.5" dia. uprights or drape supports up to 3'L (100) 8" x 14" bases or (75) 16" x 14" bases Rated to hold up to 3,600lbs	(100) 1.5" diam. uprights or drape supports up to 8' L or (65) 2" diam. uprights up to 8'L (75) 16" x 14" bases, 15" x 15" bases or 14" x 16" bases, or (30) 18" x 18" bases Rated to hold up to 3,600 lbs
Materials	Welded on site, rugged welded 2" angle iron steel frame	Welded on site, rugged welded 2" angle iron steel frame
Casters	6" phenolic resin casters, 5"H x 2"W wheel with 1.5" distance from top of plate to top of wheel, plate is 4" x 4.5" (2) swivel and (2) rigid Rated at 900 lbs per caster for a combined rating of at least 3,600 lbs. *ship separately, must be installed	6" phenolic resin casters, 5"H x 2"W wheel with 1.5" distance from top of plate to top of wheel, plate is 4" x 4.5" (2) Swivel and (2) rigid Rated at 900 lbs per caster for a combined rating of at least 3,600 lbs. *ship separately, must be installed
Finish	Powder coated; standard finish is silver vein, but other powder coat colors are available upon request	Powder coated; standard finish is silver vein, but other powder coat colors are available upon request

C150 - Mini Combo Cart



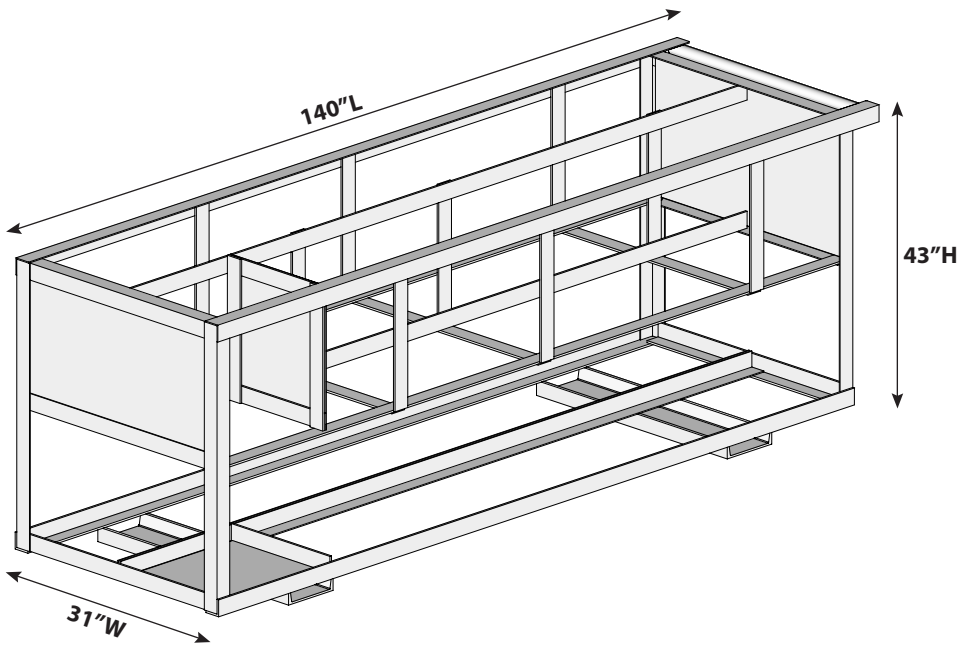
C150 - Mini Combo Cart

This cart was designed with the AV professional in mind. It stores 120ft linear feet of pipe and drape, vertically in one heavy-duty storage cart. Pipes under 8ft will fit through a standard doorway. The top compartment features two sections where you can angle uprights and drape supports. Your 18" base plates then stagger-stack along the front of the cart using the stacking slot – no need to remove the pin!

Product Specs	Description
Dimensions	19.25"W x 50"L x 46.5"H (with casters)
Weight	200 lbs
Capacity	Each compartment can hold approximately (12) 2" pipe or (18) 1.5" pipe The front compartment will hold (12) 18" x 18", 16" x 14", 14" x 16" or 15" x 15" base plates
Materials	Welded on site, welded 2" angle iron steel frame
Casters	6" phenolic resin casters, 5"H x 2"W wheel with 1.5" distance from top of plate to top of wheel, plate is 4" x 4.5" (2) swivel and (2) rigid Rated at 900 lbs per caster for a combined rating of at least 3,600 lbs. *ship separately, must be installed
Finish	Powder coated; standard finish is silver vein, but other powder coat colors are available upon request

COMBO CARTS

C117 - 25 Booth Combo Cart

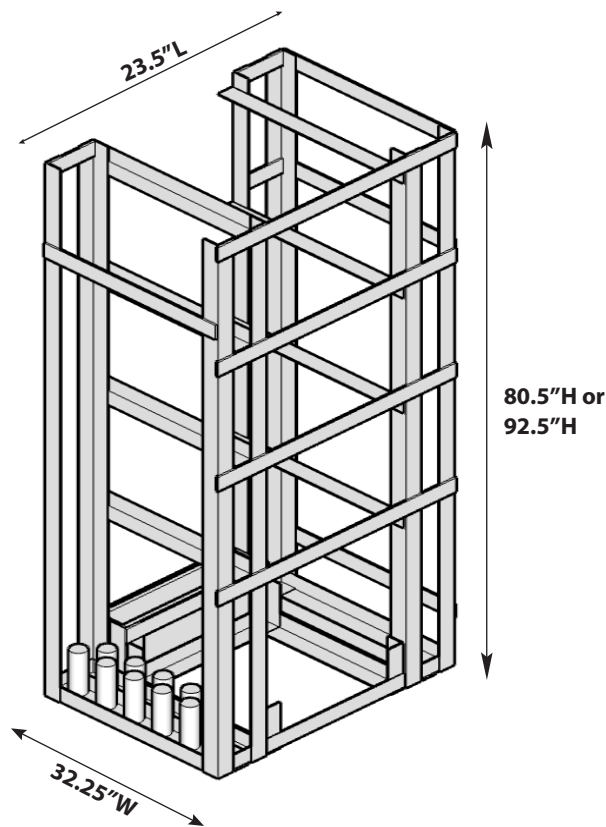


C117 - 25 Booth Combo Cart

This combo cart was specifically designed to store all the components needed to set up 25 (inline) tradeshow booths. The 8' uprights and drape supports lay horizontally in the top compartment, while the 3' uprights for the siderails of the booth store vertically. Both the big and small bases stagger-stack along the bottom.

Product Specs	Description
Dimensions	140"L x 31"W x 43"H (with casters)
Weight	320 lbs (empty)
Capacity	Holds uprights, drape supports, and bases for 25 trade show booths
Materials	Welded on site, rugged welded 2" angle iron steel frame
Casters	6" phenolic resin casters, 5"H x 2"W wheel with 1.5" distance from top of plate to top of wheel, plate is 4" x 4.5" (2) swivel and (2) rigid Rated at 900 lbs per caster for a combined rating of at least 3,600 lbs. *ship separately, must be installed
Finish	Powder coated; standard finish is silver vein, but other powder coat colors are available upon request

C153 - Vertical Combo Cart



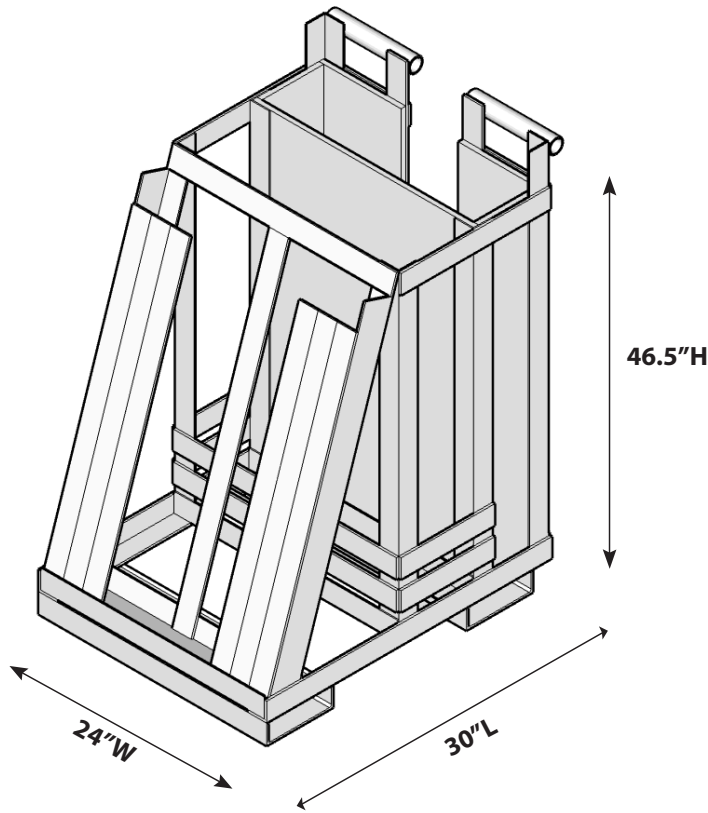
C153 - Vertical Combo Cart

This cart is your all-in-one solution for transporting and storing your Pipe and Drape backdrop essentials easily and efficiently in a vertical, compact footprint. It stores 100ft of telescoping uprights, drape supports, bases and drape panels.

Product Specs	6'	7'
Dimensions	23.5"L x 32.25"W x 80.5"H (with casters)	23.5"L x 32.25"W x 92.5"H (with casters)
Weight	211 lbs	250 lbs
Capacity	100 linear feet of inline back wall: 11 uprights up to 7ft H collapsed (7-12ft H, 7-17ft H), 11 18" x 18" bases, up to 20 drape supports (6-10 ft or 7-12 ft), and up to 420 linear feet of Velour Drape (30 panels of up to 14ft drape – any fabric). Rated to hold up to 1,500 lbs	100 linear feet of inline back wall: 11 uprights up to 7ft H collapsed (7-12ft H, 7-17ft H), 11 18" x 18" bases, up to 20 drape supports (6-10 ft or 7-12 ft), and up to 420 linear feet of Velour Drape (30 panels of up to 14ft drape – any fabric). Rated to hold up to 1,500 lbs
Materials	Welded on site, rugged welded 2" angle iron steel frame	
Casters	5 1/8" polyurethane casters, two swivels, two lockings, Rated at 275 lbs per caster for a combined rating of at least 1,100 lbs. *ship separately; must be installed	5 1/8" polyurethane casters, two swivels, two lockings, Rated at 275 lbs per caster for a combined rating of at least 1,100 lbs. *ship separately; must be installed
Finish	Powder coated, standard finish is silver vein, but other powder coat colors are available upon request	

COMBO CARTS

C152 - Tech Surround Cart



C152 - Tech Surround Cart

This cart was designed for all the components needed to set up Tech Surround Kits. Compact in design, it stores the bases vertically with the pin installed by utilizing the stacking slot. The uprights and drupe supports are held vertically in a compartment behind the bases, and then a wooden box is placed on the back to house drapes or other items. Just like all our combo carts, these carts are designed to load out nicely in your trailer, reduce set-up time, and protect your investment.

Product Specs	Dimensions
Dimensions	24"W x 30"L x 46.5"H (casters installed)
Weight	215 lbs
Capacity	Holds approximately (16) telescoping uprights (2" diam) or (50) 1.5" diam. pipes The front compartment will hold (12) 18" x 18", 16" x 14", 14" x 16" or 15" x 15" =base plates
Materials	Welded on site, rugged welded 2" angle iron steel frame
Casters	6" phenolic resin casters, 5"H x 2"W wheel with 1.5" distance from top of plate to top of wheel, plate is 4" x 4.5" (2) swivel and (2) rigid Rated at 900 lbs per caster for a combined rating of at least 3,600 lbs. *ship separately, must be installed
Finish	Powder coated; standard finish is silver vein, but other powder coat colors are available upon request

COMBO CARTS

PIPE CARTS

BASE CARTS

DRAPE CARTS

OTHER CARTS

GEORGIA

THE LEADER IN PIPE AND

PIPE CARTS

THE LEADER IN PIPE AND

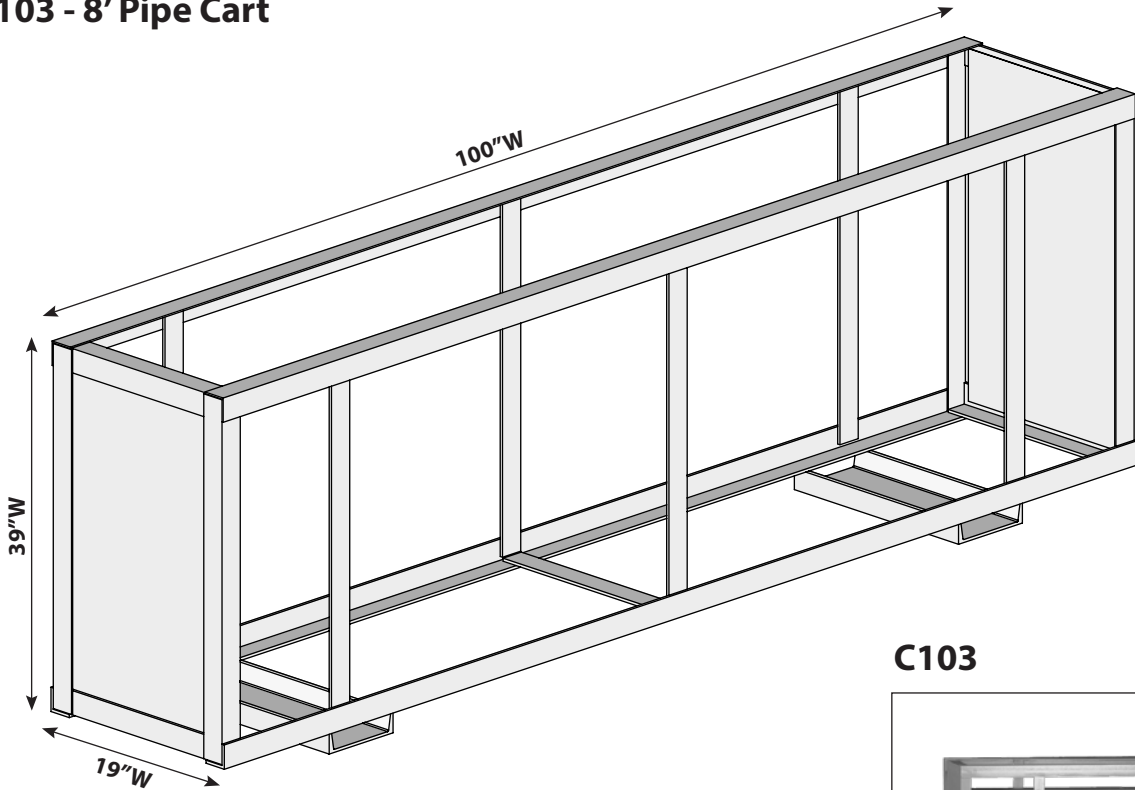


georgiaexpo.com

800-433-0767

PIPE CARTS

C103 - 8' Pipe Cart



C103



Pipe Carts

Pipe Carts are designed to store and transport large quantities of uprights, drape supports, or a combination of these products. They can be enhanced by adding our stackable upgrade, or have dividers walls welded inside to separate products within your cart. Custom length carts can also be manufactured upon request.

Product Specs	8' - C103	3' - C102
Dimensions	19"W x 100"L x 39"H (casters installed)	19"W x 40"L x 39"H (casters installed)
Weight	200 lbs	130 lbs
Capacity	(200) 1.5" pipe or (150) 2" pipe up to 96" L	(200) 1.5" pipe or (150) 2" pipe up to 36" L
Materials	Welded on site, rugged welded 2" angle iron steel frame	Welded on site, rugged welded 2" angle iron steel frame
Casters	6" phenolic resin casters, 5"H x 2"W wheel with 1.5" distance from top of plate to top of wheel, plate is 4" x 4.5" (2) swivel and (2) rigid Rated at 900 lbs per caster for a combined rating of at least 3,600 lbs. *ship separately, must be installed	6" phenolic resin casters, 5"H x 2"W wheel with 1.5" distance from top of plate to top of wheel, plate is 4" x 4.5" (2) swivel and (2) rigid Rated at 900 lbs per caster for a combined rating of at least 3,600 lbs. *ship separately, must be installed
Finish	Powder coated; standard finish is silver vein, but other powder coat colors are available upon request	Powder coated; standard finish is silver vein, but other powder coat colors are available upon request

C102 - 3' Pipe Cart



C104 - 6' Pipe Cart



C105 - 7' Pipe Cart



C106 - 10' Pipe Cart



*shown with stackable upgrade

Product Specs	6' - C104	7' - C105	10' - C106
Dimensions	19"W x 76"L x 39"H (casters installed)	19"W x 88"L x 39"H (casters installed)	19"W x 124"L x 39"H (casters installed)
Weight	170 lbs	175 lbs	210 lbs
Capacity	(200) 1.5" pipe or (150) 2" pipe up to 72" long	(200) 1.5" pipe or (150) 2" pipe up to 84" long	200) 1.5" pipe or (150) 2" pipe up to 96" long
Materials	Welded on site, welded 2" angle iron steel frame	Welded on site, welded 2" angle iron steel frame	Welded on site, welded 2" angle iron steel frame
Casters	6" phenolic resin casters, 5"H x 2"W wheel with 1.5" distance from top of plate to top of wheel, plate is 4" x 4.5" (2) swivel and (2) rigid Rated at 900 lbs per caster for a combined rating of at least 3,600 lbs. *ship separately, must be installed	6" phenolic resin casters, 5"H x 2"W wheel with 1.5" distance from top of plate to top of wheel, plate is 4" x 4.5" (2) swivel and (2) rigid Rated at 900 lbs per caster for a combined rating of at least 3,600 lbs. *ship separately, must be installed	6" phenolic resin casters, 5"H x 2"W wheel with 1.5" distance from top of plate to top of wheel, plate is 4" x 4.5" (2) swivel and (2) rigid Rated at 900 lbs per caster for a combined rating of at least 3,600 lbs. *ship separately, must be installed
Finish	Powder coated; standard finish is silver vein, but other powder coat colors are available upon request	Powder coated; standard finish is silver vein, but other powder coat colors are available upon request	Powder coated; standard finish is silver vein, but other powder coat colors are available upon request

— COMBO CARTS

— PIPE CARTS

— **BASE CARTS**

— DRAPE CARTS

— OTHER CARTS



BASE CARTS

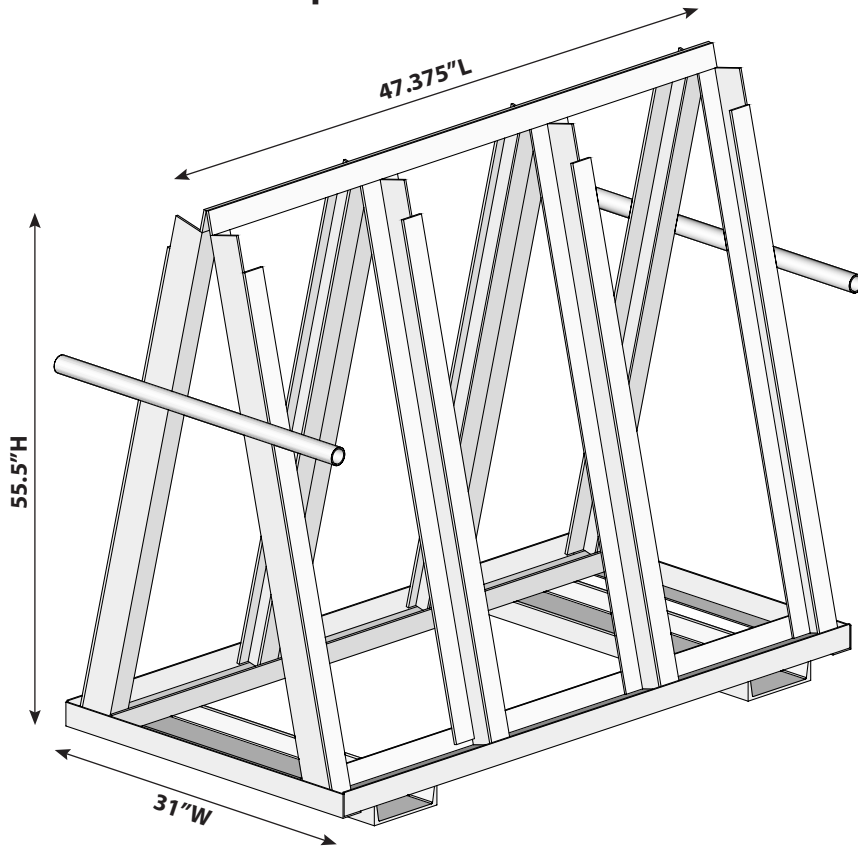


georgiaexpo.com

800-433-9767

MADE • THE LEADER IN PIPE AND DRAPE

C113 - A-Frame - Slip-Fit Base Carts



C113-181R
C113-241R



C113-182R
C113-242R



C113

*Shown with Stackable Upgrade

A-Frame Slip-Fit Base Carts BESTSELLER

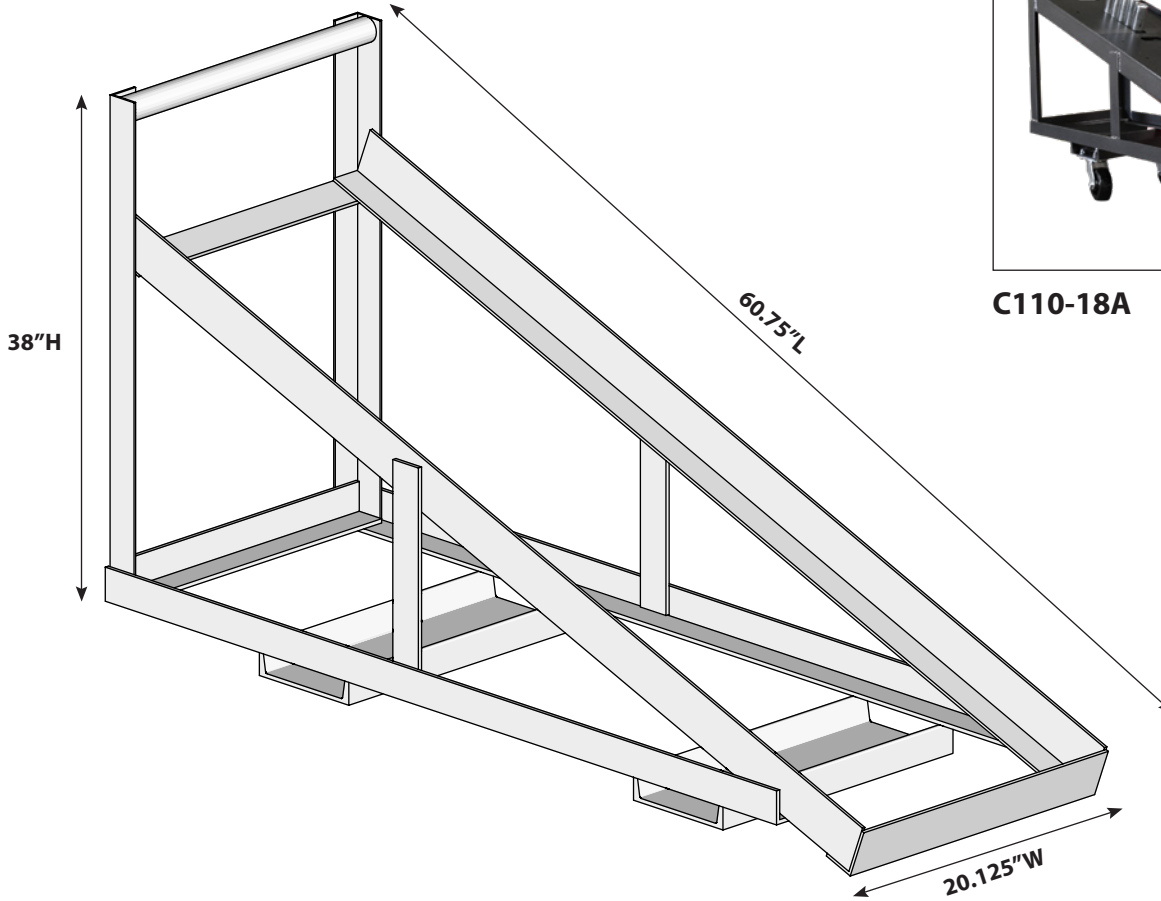
There's no better way to store your standard Slip-Fit bases than with our A-Frame Carts. They utilize the convenience of the stacking slot and stagger stack upward on each side making this cart easy to load and unload. This can also store larger quantities of bases making this the popular choice for industry leaders. Models available for all our Light Duty Slip-Fit Bases and with an optional stackable upgrade to maximize your space.

Cart	Dimensions	Weight	Capacity
C113-14	47.375"L x 31"W x 55.5"H (casters installed)	300 lbs	1,000 lbs (16" x 14", 8" x 14" Bases)
C113-15	50.375"L x 31"W x 55.5"H (casters installed)	303 lbs	1,000 lbs (15" x 15" Bases)
C-113-16	53.375"L x 31"W x 55.5"H (casters installed)	306 lbs	1,000 lbs (16" x 14" Bases)
C113-181R (1 Row)	22"L x 31"W x 55.5"H (casters installed)	178 lbs	1,000 lbs (18" x 18" Bases)
C113-182R (2 Row)	40.675"L x 31"W x 55.5"H (casters installed)	270 lbs	1,000 lbs (18" x 18" Bases)
C113-183R (3 Row)	58.675"L x 31"W x 55.5"H (casters installed)	362 lbs	1,000 lbs (18" x 18" Bases)
C113-241R (1 Row)	28"L x 31"W x 55.5"H (casters installed)	195 lbs	1,000 lbs (24" x 24" Bases)
C113-242R (2 Row)	52.675"L x 31"W x 55.5"H (casters installed)	280 lbs	1,000 lbs (24" x 24" Bases)

Product Specs	All A-Frame Carts
Materials	Welded on site, rugged welded 2" angle iron steel frame
Casters	6" phenolic resin casters, 5"H x 2"W wheel with 1.5" distance from top of plate to top of wheel, plate is 4" x 4.5" (2) swivel and (2) rigid Rated at 900 lbs per caster for a combined rating of at least 3,600 lbs. *ship separately, must be installed
Finish	Powder coated; standard finish is silver vein, but other powder coat colors are available upon request

BASE CARTS

C110 - Inline Heavy Duty Slip-Fit Base Cart (Angled)



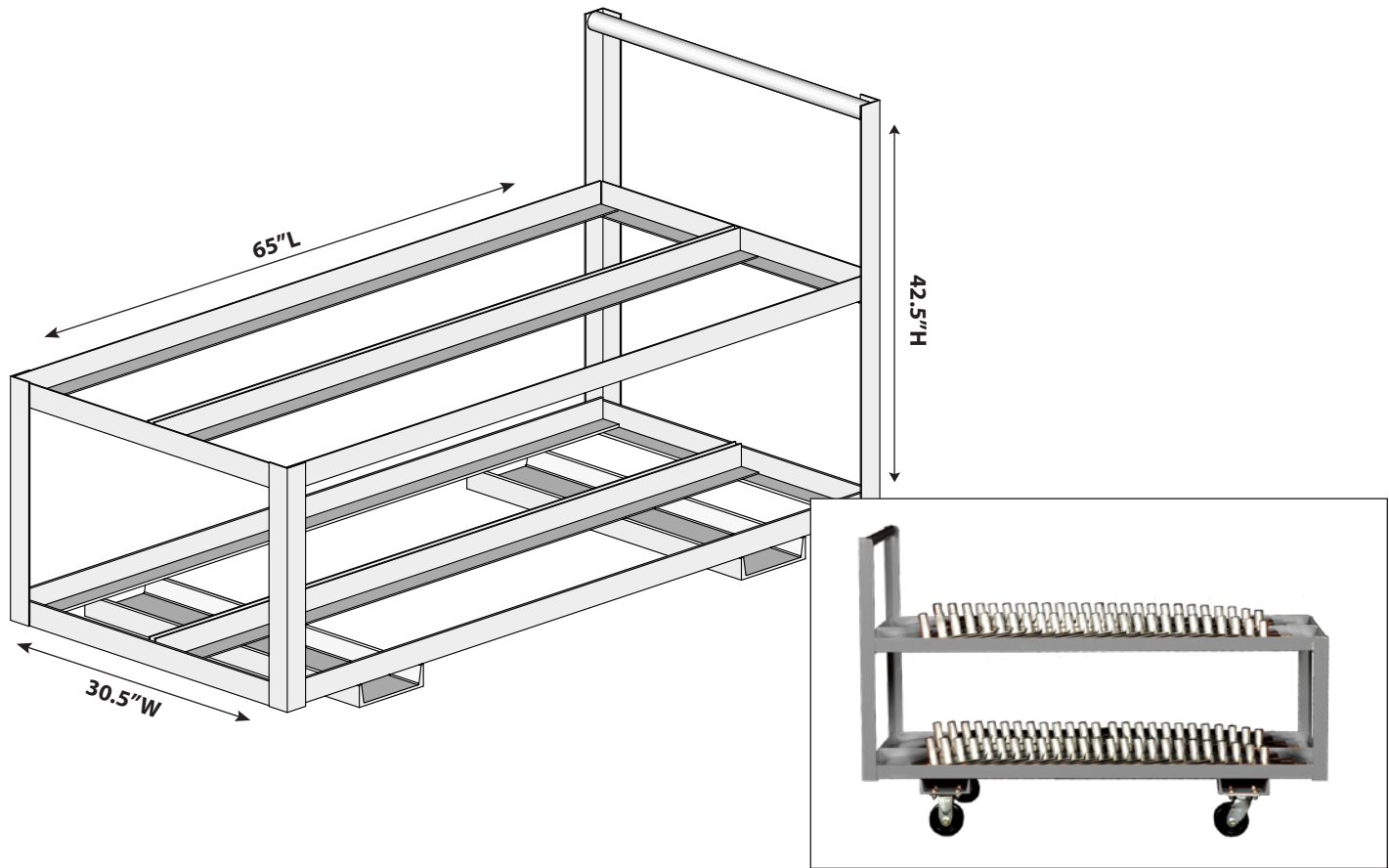
C110-18A

Heavy Duty Slip-Fit Base Carts

The Heavy Duty Slip Fit Base Cart is a new cart design designed to hold Heavy Duty Bases with stacking slots so that the pin does not have to be removed. The cart is available in an 18" and 24" versions and holds up to (16) 18" x 18" or 24" x 24" bases. It is designed to be loaded in stacks of 3 from the bottom of the angle upward.

Product Specs	C110-18A
Dimensions	C110-18A: 60.75"L x 20.125"W x 38"H (casters installed) C110-24A: 60.75"L x 26.125"W x 38"H (casters installed)
Weight	C110-18A: 137 lbs C110-24A: 149 lbs
Capacity	C110-18A: (30) 18" x 18" Heavy Duty Bases C110-24A: (15) 24" x 24" Heavy Duty Bases
Materials	Welded on site, rugged welded 2" angle iron steel frame
Casters	6' phenolic resin casters, 5"H x 2"W wheel with 1.5" distance from top of plate to top of wheel, plate is 4" x 4.5" (2) swivel and (2) rigid Rated at 900 lbs per caster for a combined rating of at least 3,600 lbs. *ship separately, must be installed
Finish	Powder coated; standard finish is silver vein, but other powder coat colors are available upon request

C110 - Slip-Fit Base Cart - Inline Base Cart



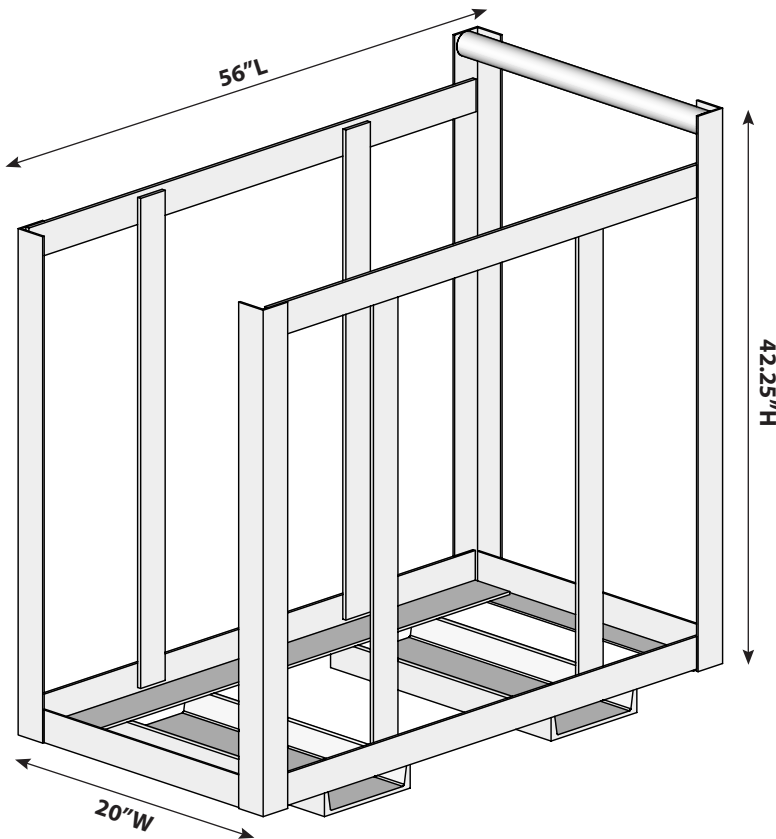
Slip-Fit Base Cart

The Slip Fit Base Cart is the original cart designed to hold smaller bases. It is designed to be loaded bottom shelf first, then the top shelf.

Product Specs	C110
Dimensions	C110-14: 65"W x 30.5"L x 42.5"H C110-15: 65"W x 31.5"L x 42.5"H C110-16: 65"W x 33.75"L x 42.5"H C110-18: 60.5"W x 19.25"L x 42.5"H C110-24: 60.5"W x 25.25"L x 42.5"H
Weight	Approximately 175 lbs
Capacity	C110 - 14: (150) 8" x 14" Bases C110 - 15: (100) 14" x 16" Bases C110 - 16: (100) 15" x 15" Bases C110 - 18: (100) 16" x 14" Bases C110 - 24: (100) 18" x 18" Light Duty Bases
Materials	Welded on site, rugged welded 2" angle iron steel frame
Casters	6" phenolic resin casters, 5"H x 2"W wheel with 1.5" distance from top of plate to top of wheel, plate is 4" x 4.5" (2) swivel and (2) rigid Rated at 900 lbs per caster for a combined rating of at least 3,600 lbs. *ship separately, must be installed
Finish	Powder coated; standard finish is silver vein, but other powder coat colors are available upon request

BASE CARTS

C143 - Base Weight Cart



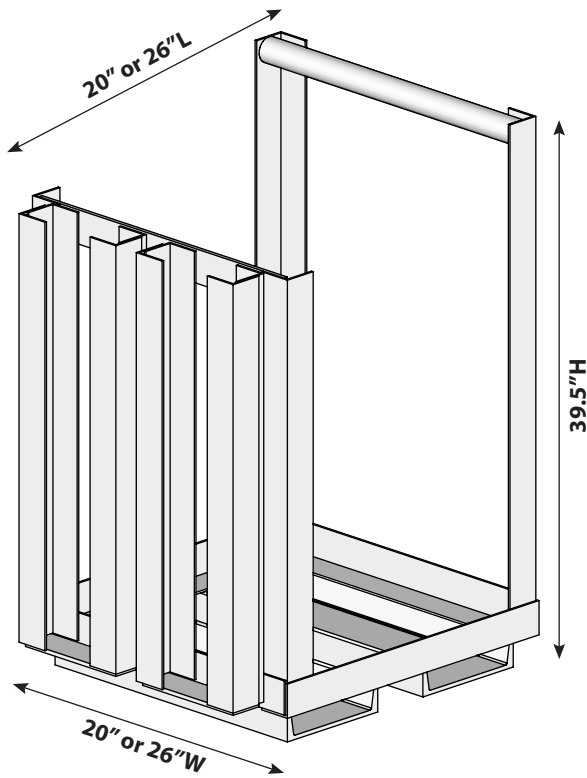
C143

Base Weight Cart

Designed to store and transport 20lb. or 30lb. rubber base weights, stacked in three rows. This cart essentially ships for free when shipped full since it takes the same shipping space on a trailer as purchasing base weights alone. Save your labor dollars; let us ship this cart pre-loaded and ready to go.

Product Specs	C143
Dimensions	20"W x 56"L x 42.25"H (casters installed)
Weight	174 lbs
Capacity	(45) 20 lb or (30) 30 lb base weights bases up to 1000 lbs
Materials	Welded on site, rugged welded 2" angle iron steel frame
Casters	6" phenolic resin casters, 5"H x 2"W wheel with 1.5" distance from top of plate to top of wheel, plate is 4" x 4.5" (2) swivel and (2) rigid Rated at 900 lbs per caster for a combined rating of at least 3,600 lbs. *ship separately, must be installed
Finish	Powder coated; standard finish is silver vein, but other powder coat colors are available upon request

Large Slip-Fit Base Carts



**C135H-6
C130H-6**



**C135H-9
C130H-9**



**C135H-9
C130H-9**



**C135BH
C130BH**

Large Slip-Fit Base Carts

We now weld a variety of Large Slip-Fit Base Carts with pin holders to accommodate all our pin sizes. These carts are designed to store our 18" or 24" Light Duty or Heavy Duty Bases. The pins are removed from the base and stored in the pin holders on the outside of the cart, while the bases stack vertically upwards in the middle. Note the weight capacity is 1,000 lb, so even though the cart may not appear full, be careful not to overload.

Cart	Dimensions	Weight	Pin Size	Capacity
C135H-6	20"L x 22"W x 39.25"H (casters installed)	89 lbs	6"	1,000 lbs (18" x 18" Bases)
C135H-9	20"L x 24"W x 39.25"H (casters installed)	89 lbs	9"	1,000 lbs (18" x 18" Bases)
C135H-12	20"L x 24.5"W x 39.25"H (casters installed)	89 lbs	12"	1,000 lbs (18" x 18" Bases)
C130H-6	26"L x 28"W x 39.25"H (casters installed)	96 lbs	6"	1,000 lbs (24" x 24" Bases)
C130H-9	26"L x 30.5"W x 39.25"H (casters installed)	96 lbs	9"	1,000 lbs (24" x 24" Bases)
C130H-12	26"L x 30.5"W x 39.25"H (casters installed)	96 lbs	12"	1,000 lbs (24" x 24" Bases)
C135BH	20"L x 20"W x 42.75"H (casters installed)	106 lbs	Any	1,000 lbs (18" x 18" Bases)
C130BH	26.25"L x 26.25"W x 42.75"H (casters installed)	106 lbs	Any	1,000 lbs (24" x 24" Bases)

Product Specs

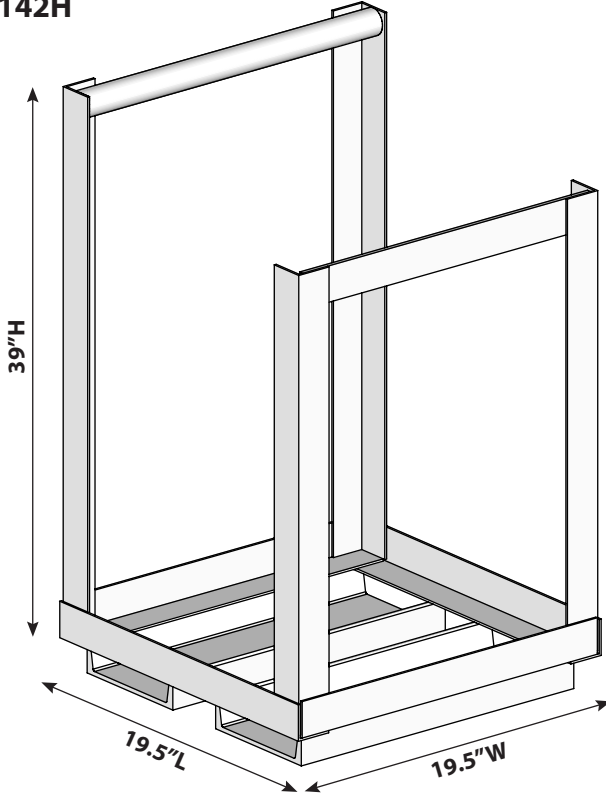
All A-Frame Carts

Materials	Welded on site, rugged welded 2" angle iron steel frame
Casters	6" phenolic resin casters, 5"H x 2"W wheel with 1.5" distance from top of plate to top of wheel, plate is 4" x 4.5" (2) swivel and (2) rigid Rated at 900 lbs per caster for a combined rating of at least 3,600 lbs. *ship separately, must be installed
Finish	Powder coated, standard finish is silver vein but other powder coat colors available upon request

BASE CARTS

Screw-In Base Carts

C142H



C109N



C108N



C142



C112H



Screw-In Base Carts

Screw-In Base Carts are fundamental for storing and transporting your Screw-In Bases. The bases will stack vertically on the carts, maximizing your storage space. Note the weight capacity is 1000 lbs, so even though the cart may not appear full, be careful not to overload.

Cart	Dimensions	Weight	Capacity
C109N (4 Rows)	24"L x 25"W x 42.375"H (casters installed)	148 lb	1,000 lbs (11" x 11" Bases)
C108N (2 Rows)	32"L x 16"W x 42.375"H (casters installed)	105 lb	1,000 lbs (15" x 15" Bases)
C142H	19.5"L x 19.5"W x 39"H (casters installed)	62 lb	1,000 lbs (18" x 18" Bases)
C112H	25.5"L x 25.5"W x 39"H (casters installed)	66 lb	1,000 lbs (24" x 24" Bases)


Product Specs	All A-Frame Carts
Materials	Welded on site, rugged welded 2" angle iron steel frame
Casters	6" phenolic resin casters, 5"H x 2"W wheel with 1.5" distance from top of plate to top of wheel, plate is 4" x 4.5" (2) swivel and (2) rigid Rated at 900 lbs per caster for a combined rating of at least 3,600 lbs. *ship separately, must be installed
Finish	Powder coated; standard finish is silver vein, but other powder coat colors are available upon request

Wooden Base Boxes and Base Carts


C-GEB18



C-GEB24



C-GEC18



Base Boxes and Base Carts

Wooden base boxes and carts designed to store smaller quantities of base plates.

Cart	Dimensions	Weight	Capacity
C-GEB14	18.125"L x 11.5"W x 12.25"H	30 lb	16 Light Duty or 8 Heavy Duty Bases
C-GEB18	20.125"L x 11.5"W x 12.25"H	35 lb	16 Light Duty or 8 Heavy Duty Bases
C-GEB24	26.125"L x 11.5"W x 19"H	45 lb	16 Light Duty or 8 Heavy Duty Bases
C-GEC18	30.75"L x 21"W x 27.5"H	110 lb	40 Light Duty or 20 Heavy Duty Bases
C-GEC24	33"L x 26.75"W x 29.375"H	142 lb	40 Light Duty or 20 Heavy Duty Bases

Product Specs

All A-Frame Carts

Materials	Welded on site, rugged welded 2" angle iron steel frame on the wooden base cart, boxes are made out of 3/4" plywood that is painted black, inserts are HDPE (high density polyethylene).
Casters	6" phenolic resin casters, 5"H x 2"W wheel with 1.5" distance from top of plate to top of wheel, plate is 4" x 4.5" (2) swivel and (2) rigid Rated at 900 lbs per caster for a combined rating of at least 3,600 lbs. *ship separately, must be installed
Finish	Powder coated; standard finish is silver vein, but other powder coat colors are available upon request

GEOORGIA

EXPO

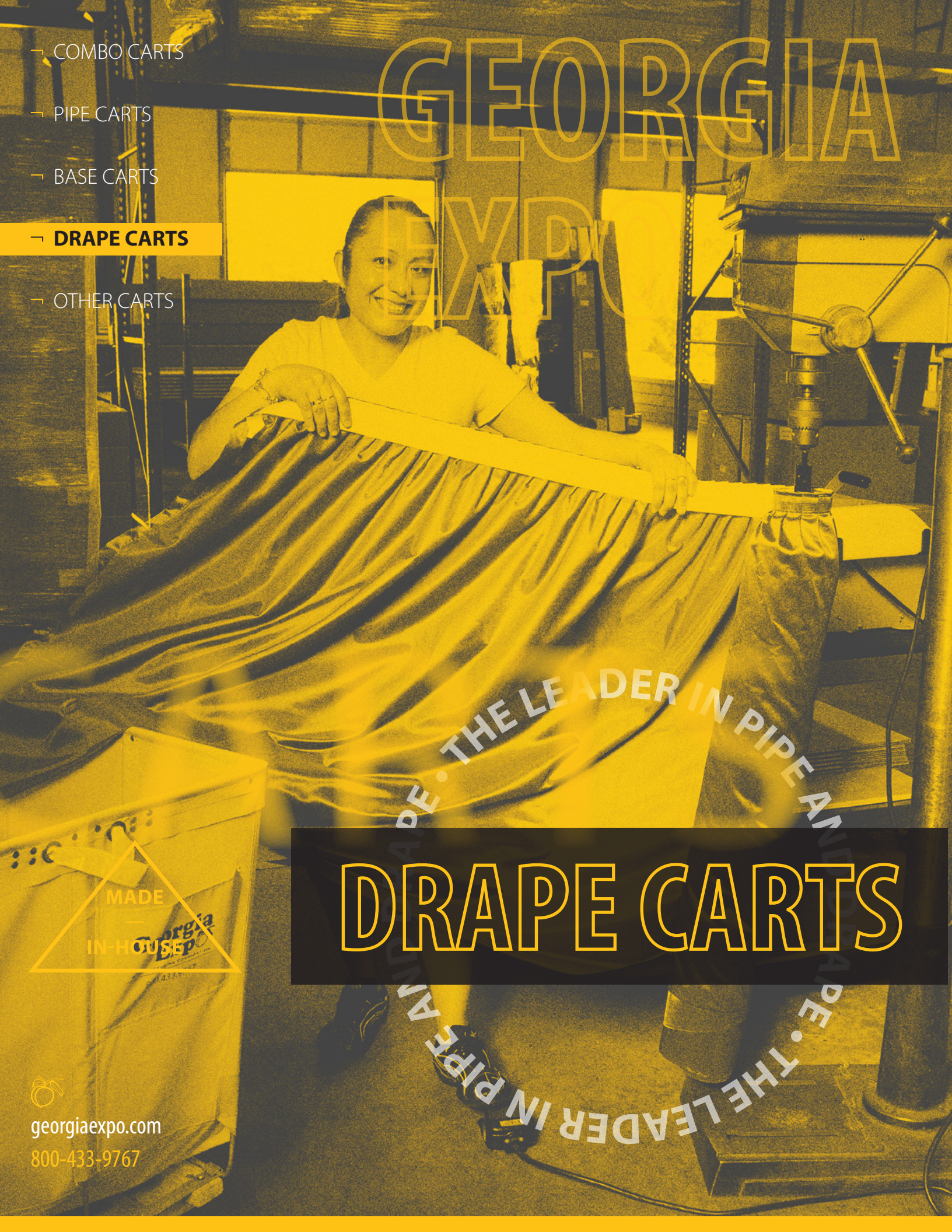
COMBO CARTS

PIPE CARTS

BASE CARTS

DRAPE CARTS

OTHER CARTS



MADE IN GEORGIA • THE LEADER IN PIPE AND DRAPE

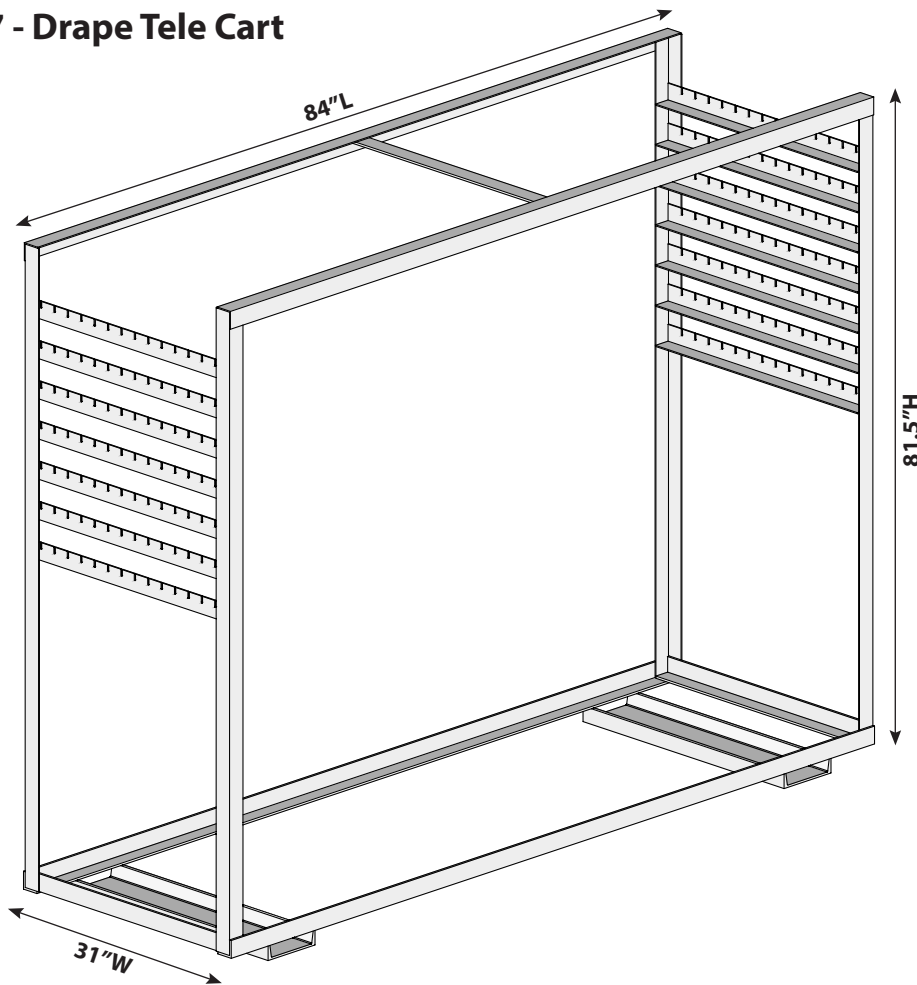
MADE IN GEORGIA • THE LEADER IN PIPE AND DRAPE

DRAPE CARTS




georgiaexpo.com
800-433-9767

C107 - Drape Tele Cart



**C107-7
C108-8**



**C107-7B
C107-8B**



Drape Tele-Cart BESTSELLER

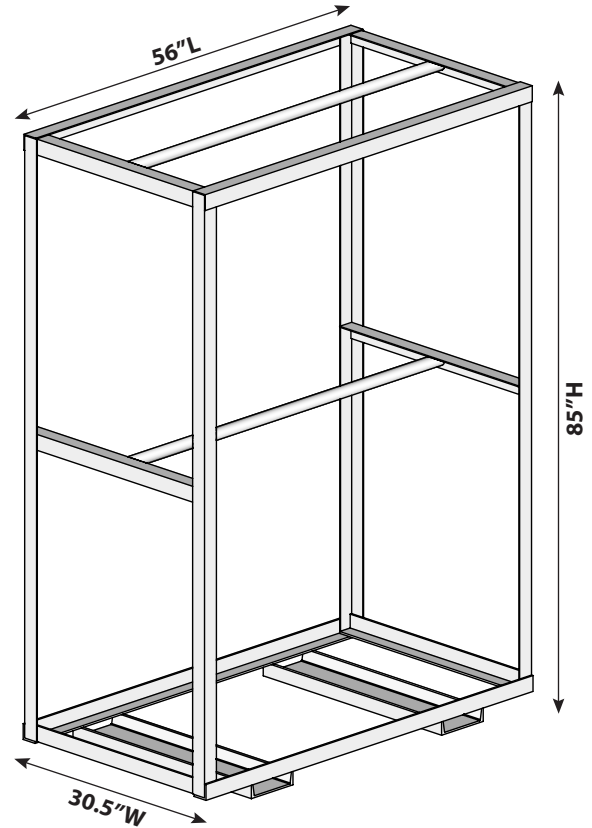
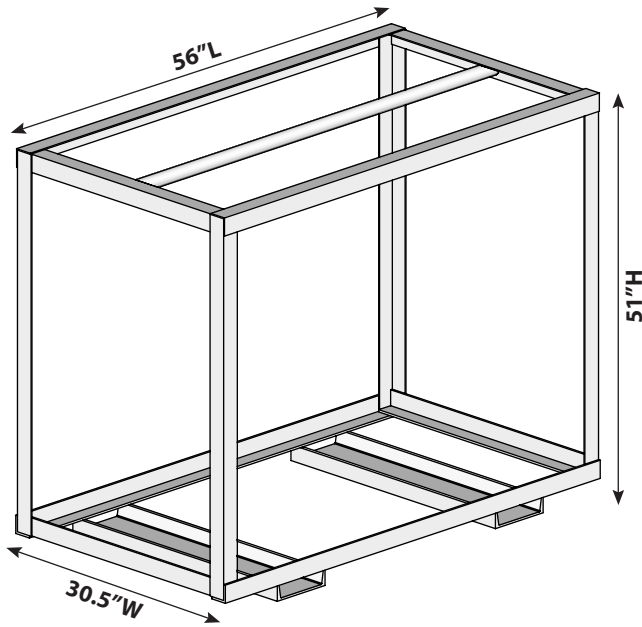
Georgia Expo's Drape Carts are designed to keep your drape investments clean, organized, and easily accessible for all of your events. Your drapes stay pre-strung on this cart, which helps eliminate wrinkles and save time when it comes to setting up and breaking down an event.

Cart	Dimensions	Weight	Capacity
C107-7	84"L x 31"W x 81.5"H (casters installed) Collapsed: 87.5"L x 34"W x 84.5"H	249 lbs	(80) 6'-10' or (80) 7'-12' Drape Supports
C107-8	84"L x 31"W x 81.5"H (casters installed) Collapsed: 99.5"L x 34"W x 84.5"H	269 lbs	(80) 8'-14' Drape Supports
C107-7B	88"L x 30.5"W x 80.5"H (casters installed)	299 lbs	(80) 6'-10' or (80) 7'-12' Drape Supports
C107-8B	88"L x 30.5"W x 80.5"H (casters installed)	319 lbs	(80) 8'-14' Drape Supports

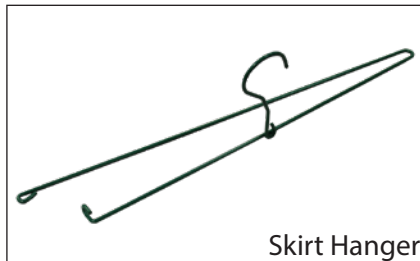
Product Specs	Drape Tele Carts
Materials	Welded on site, rugged welded 2" angled iron steel frame
Casters	6" phenolic resin casters, 5"H x 2"W wheel with 1.5" distance from top of plate to top of wheel, plate is 4" x 4.5" (2) swivel and (2) rigid Rated at 900 lbs per caster for a combined rating of at least 3,600 lbs. *ship separately, must be installed
Finish	Powder coated: standard finish is silver vein, but other powder coat colors are available upon request

DRAPE CARTS

Hangered Table Skirt Carts



C120



D901

Skirt Hanger



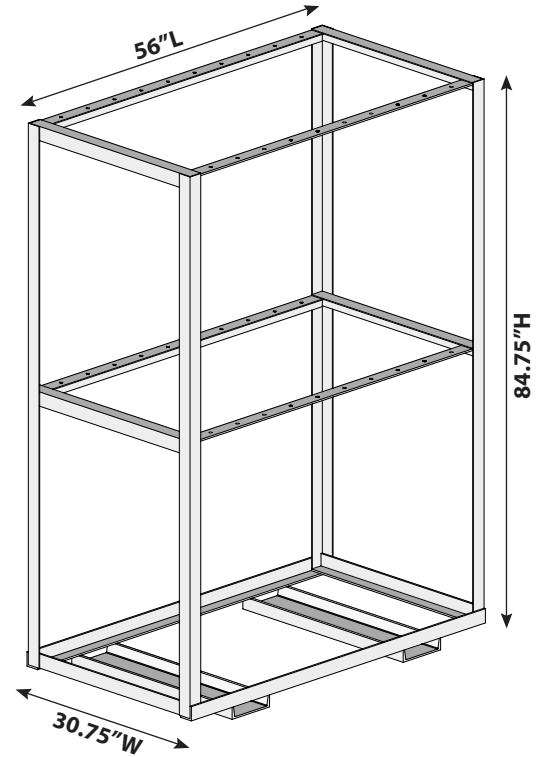
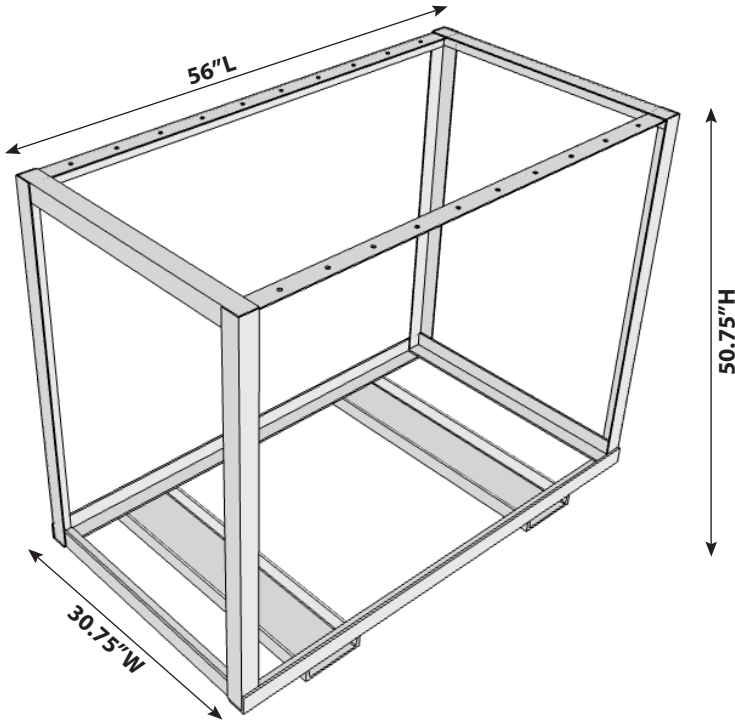
C121

Table Skirt Carts

Table skirts are designed to hang on this cart with skirt hangers. We offer a single or double row option for keeping your table skirts organized, wrinkle-free, and accessible.

Product Specs	C120	C121
Dimensions	56"L x 30.5"W x 51"H (casters installed)	56"L x 30.5"W x 85"H (casters installed)
Weight	150 lbs	180 lbs
Capacity	60 Table Skirts	120 Table Skirts
Materials	Welded on site, rugged welded 2" angle iron steel frame	Welded on site, rugged welded 2" angle iron steel frame
Casters	6" phenolic resin casters, 5"H x 2"W wheel with 1.5" distance from top of plate to top of wheel, plate is 4" x 4.5" (2) swivel and (2) rigid Rated at 900 lbs per caster for a combined rating of at least 3,600 lbs. *ship separately, must be installed	6" phenolic resin casters, 5"H x 2"W wheel with 1.5" distance from top of plate to top of wheel, plate is 4" x 4.5" (2) swivel and (2) rigid Rated at 900 lbs per caster for a combined rating of at least 3,600 lbs. *ship separately, must be installed
Finish	Powder coated; standard finish is silver vein, but other powder coat colors are available upon request	Powder coated; standard finish is silver vein, but other powder coat colors are available upon request

Rolled Table Skirt Carts



C122



Skirt Rolling Kit **D912**



C123

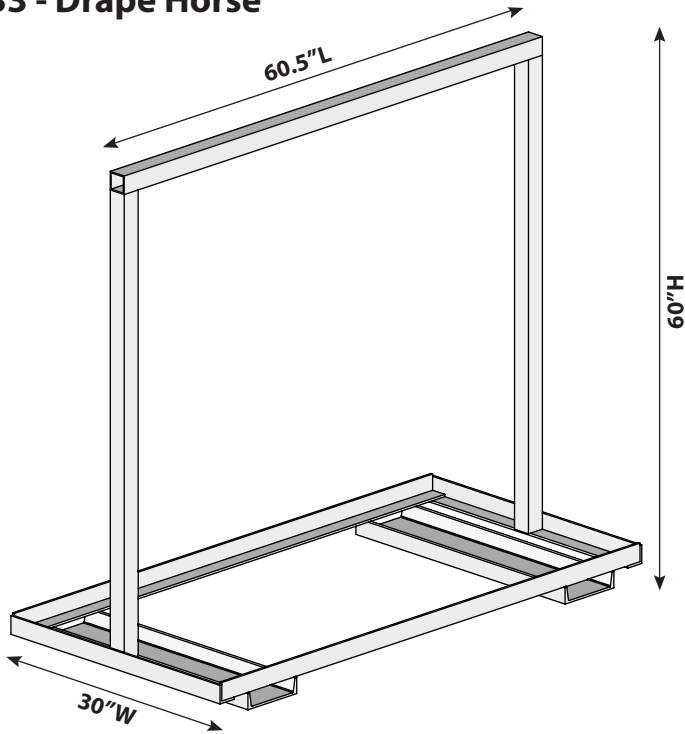
Rolled Table Skirt Carts

Table skirts are designed to hang on this cart once rolled. They slide in aluminum, half-moon shaped channel. We offer a single or double row option for keeping your table skirts organized, wrinkle-free, and accessible. The skirt rolling kit (D912) is a popular tool to quickly roll your skirts in preparation for storage on this cart.

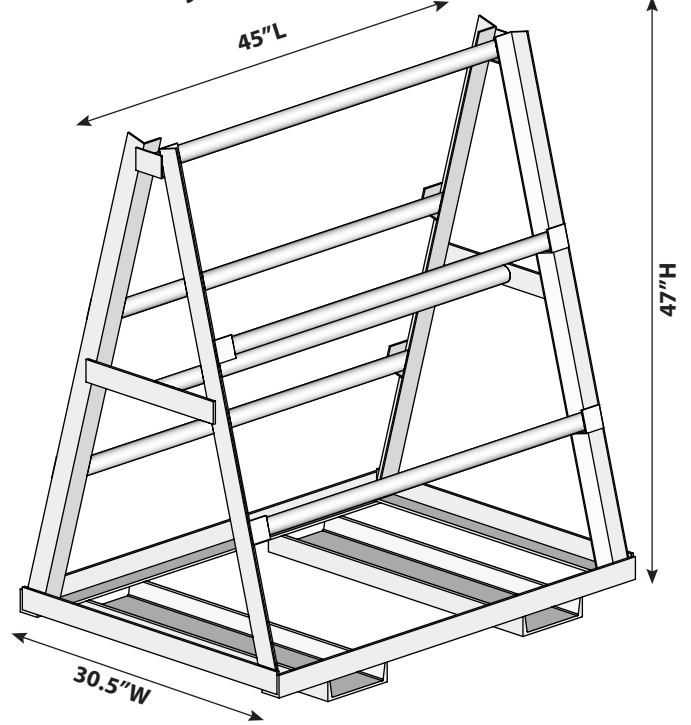
Product Specs	C122	C123
Dimensions	56"L x 30.75"W x 50.75"H (casters installed)	56"L x 30.75"W x 84.75"H (casters installed)
Weight	175 lbs	240 lbs
Capacity	70 Table Skirts	140 Table Skirts
Materials	Welded on site, rugged welded 2" angle iron steel frame	Welded on site, rugged welded 2" angle iron steel frame
Casters	6" phenolic resin casters, 5"H x 2"W wheel with 1.5" distance from top of plate to top of wheel, plate is 4" x 4.5" (2) swivel and (2) rigid Rated at 900 lbs per caster for a combined rating of at least 3,600 lbs. *ship separately, must be installed	6" phenolic resin casters, 5"H x 2"W wheel with 1.5" distance from top of plate to top of wheel, plate is 4" x 4.5" (2) swivel and (2) rigid Rated at 900 lbs per caster for a combined rating of at least 3,600 lbs. *ship separately, must be installed
Finish	Powder coated; standard finish is silver vein, but other powder coat colors are available upon request	Powder coated; standard finish is silver vein, but other powder coat colors are available upon request

DRAPE CARTS

C133 - Drape Horse



C129 - Vinyl/Rolled Goods Cart



Drape Horse

These carts are designed for quick disassembly of drape from the drape support when deconstructing a trade show. Many companies also use this as a storage cart for drape panels by hanging them over the middle bar to eliminate any wrinkles caused when folding drape.

Vinyl/Rolled Goods Cart

This cart is a great way to easily store table vinyl or fabric by the roll. It is designed to hold up to five rolls. The five bars are removable to slide through the core of your roll to store on the cart.

Product Specs	C133	C129
Dimensions	60.5"L x 30"W x 60"H (casters installed)	45"L x 30.5"W x 47"H (casters installed)
Weight	156 lbs	100 lbs
Capacity	(750) 8' Drape Panels	5 Rolls (removable bar holder is 1.5" diameter)
Materials	Welded on site, rugged welded 2" angle iron and square steel frame	Welded on site, rugged welded 2" angle iron steel frame
Casters	6" phenolic resin casters, 5"H x 2"W wheel with 1.5" distance from top of plate to top of wheel, plate is 4" x 4.5" (2) swivel and (2) rigid Rated at 900 lbs per caster for a combined rating of at least 3,600 lbs. *ship separately, must be installed	6" phenolic resin casters, 5"H x 2"W wheel with 1.5" distance from top of plate to top of wheel, plate is 4" x 4.5" (2) swivel and (2) rigid Rated at 900 lbs per caster for a combined rating of at least 3,600 lbs. *ship separately, must be installed
Finish	Powder coated; standard finish is silver vein, but other powder coat colors are available upon request	Powder coated; standard finish is silver vein, but other powder coat colors are available upon request

Pipe and Drape Bags

D125-4
D125-6
D125-8
D125-10



D127

D126


Pipe and Drape Bags

Georgia Expo storage bags are the perfect way to store and transport a small amount of drape supports or uprights quickly and easily. Made from Cordura® fabric, each bag is strong, versatile, and comes equipped with convenient carrying straps that ensure easy transport.

Cart	Dimensions	Weight	Capacity
D125 - 4 (4' Pipe Bag)	57"L x 12.5"W x 12.4"H	2 lbs	(16) 1.5" pipes or (8) 2" pipes
D125-6 (6' Pipe Bag)	80"L x 12.5"W x 12.4"H	3 lbs	(16) 1.5" pipes or (8) 2" pipes
D125-8 (8' Pipe Bag)	104"L x 12.5"W x 12.4"H	3 lbs	(16) 1.5" pipes or (8) 2" pipes
D125-10 (10' Pipe Bag)	128"L x 12.5"W x 12.4"H	3.75 lbs	(16) 1.5" pipes or (8) 2" pipes
D126 (Tote Bag)	19"L x 22.5"H	4 lbs	(15) Panels of 8'H Banjo Drape (10) Panels of 8' H Poly Premier Drape (10) Panels of 8' H Sheer Drape (5) Panels of 8' H Performance Velour™ Drape
D127 (Base Bag)	18.75"L x 20.6"W / 10.75" pocket flap / 23" carrying strap	4 lbs	(6) Bases 8"x14", 16"x14", 14"x16", 15"x15"

DRAPE CARTS

D900 - Reusable Drape Storage Containers



Estimated Number of Panels Per Container

Panel Height	Banjo	Poly Premier	Poly Knit	Velour	Sheer
3'	84	60	60	30	60
3'x12'	24	20	20	N/A	N/A
8'	36	24	24	7	36
10'	24	18	18	6	30
12'	24	14	14	5	30
14'	19	14	14	4	24
16'	16	12	12	3	24

Reusable Drape Storage Containers

Georgia Expo storage containers are the perfect way to ship and store your drapes quickly and easily. Made from high-density polyethylene, each container is durable, stackable, and comes equipped with convenient molded-in hand grips that ensure easy transport.

Cart	Dimensions	Weight	Capacity
D900	25 1/4" L x 13 3/4" H x 16 1/4" W (outside dims) 23 1/4" L x 12 1/4" H x 14 1/2" W (inside dims)	7lbs	45 lbs Stack Capacity: 5 containers/ 225 lbs

→ COMBO CARTS

→ PIPE CARTS

→ BASE CARTS

→ DRAPE CARTS

→ **OTHER CARTS**

GEORGIA
EXPO

THE LEADER IN PIPE AND

THE LEADER IN PIPE AND



OTHER CARTS


georgiaexpo.com
800-433-9767

OTHER CARTS

C116 - Table Carts

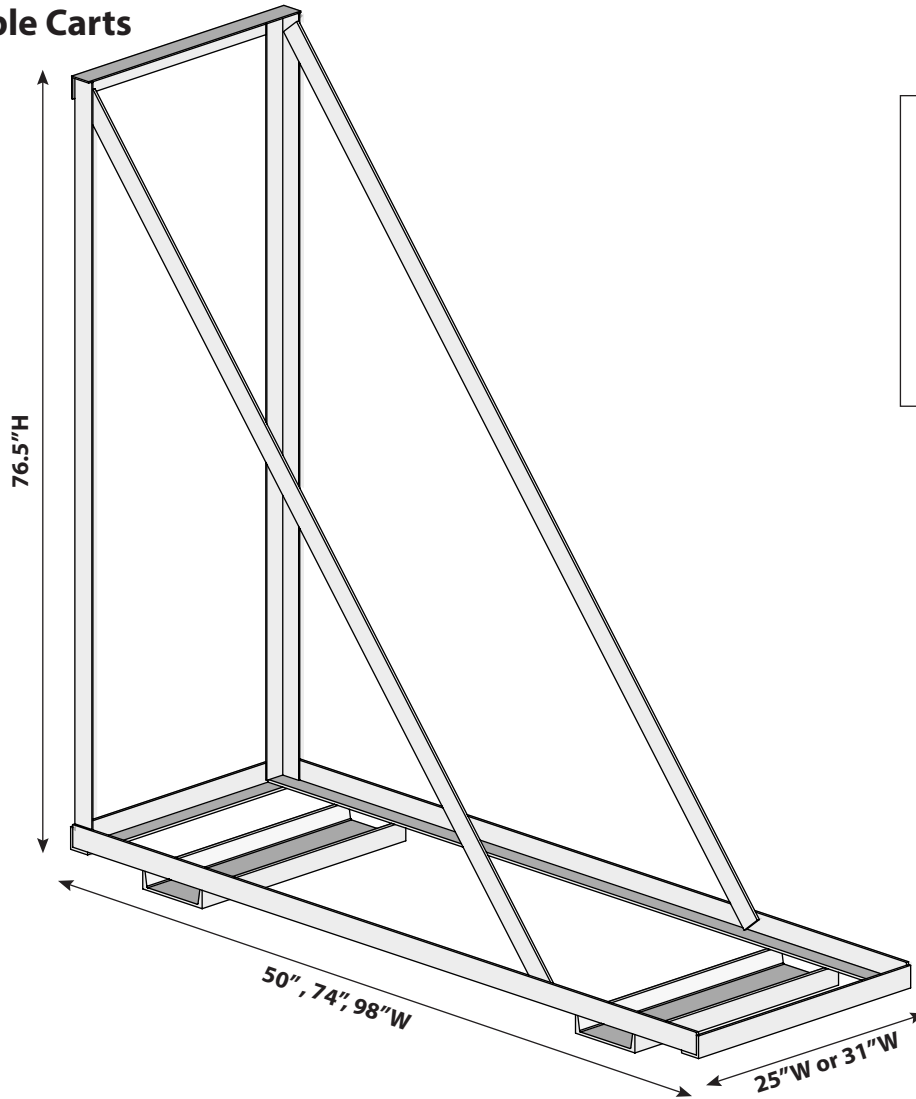
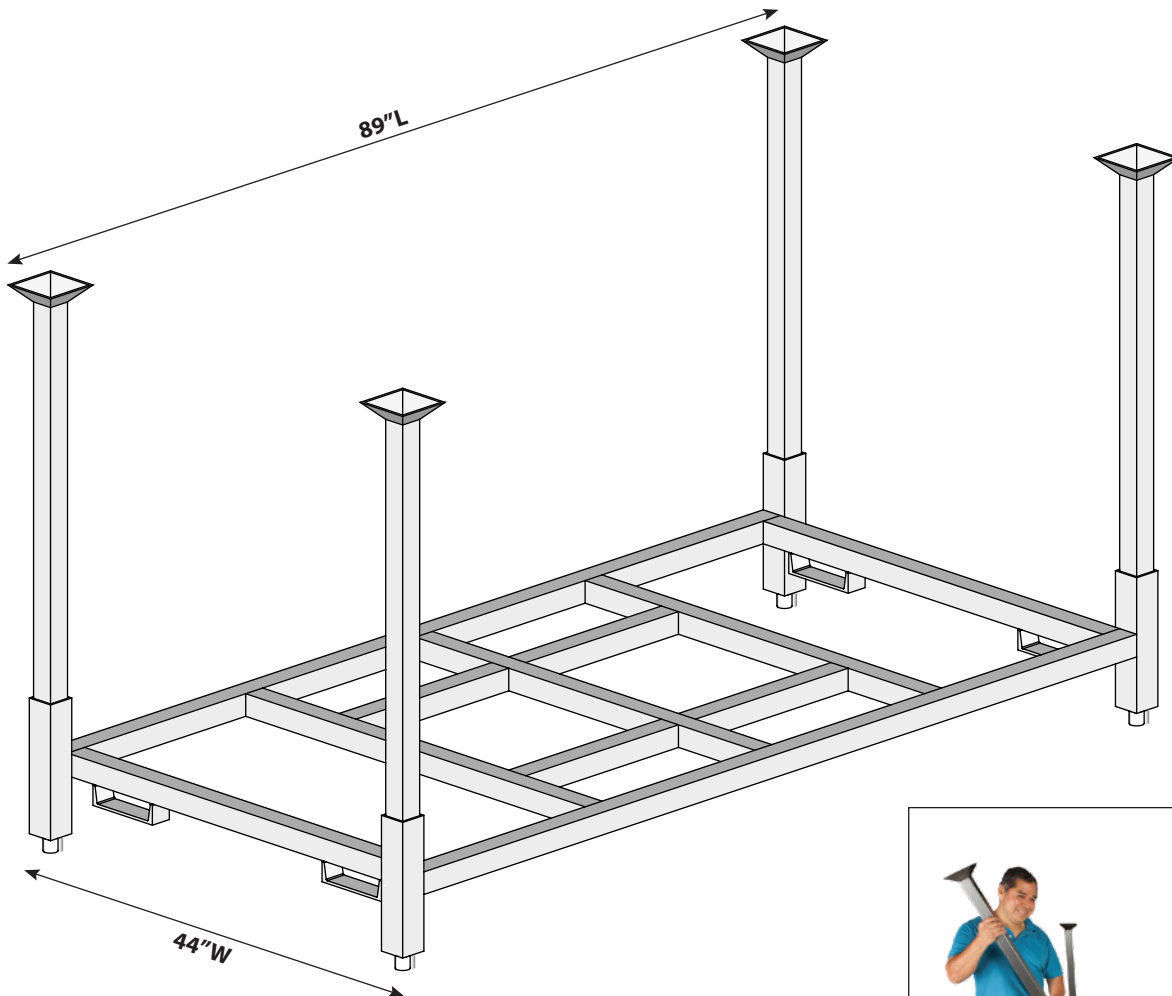


Table Cart

Expo table carts are the best way to store and transport your tables. These durable, yet affordable storage cart reduces setup time while protecting your investment.

Product Specs	C116
Dimensions	C116-4 (4' Table Cart): 50" L x 25" W or 31" W x 76.5" H (casters installed) C116-6 (6' Table Cart): 74" L x 25" W or 31" W x 76.5" H (casters installed) C116-8 (8' Table Cart): 98" L x 25" W or 31" W x 76.5" H (casters installed)
Weight	175 lbs
Capacity	30 Expo Tables (24" W or 30" W)
Materials	Welded on site, rugged welded 2" angle iron steel frame
Casters	6" phenolic resin casters, 5"H x 2"W wheel with 1.5" distance from top of plate to top of wheel, plate is 4" x 4.5" (2) swivel and (2) rigid Rated at 900 lbs per caster for a combined rating of at least 3,600 lbs. *ship separately, must be installed
Finish	Powder coated; standard finish is silver vein, but other powder coat colors are available upon request



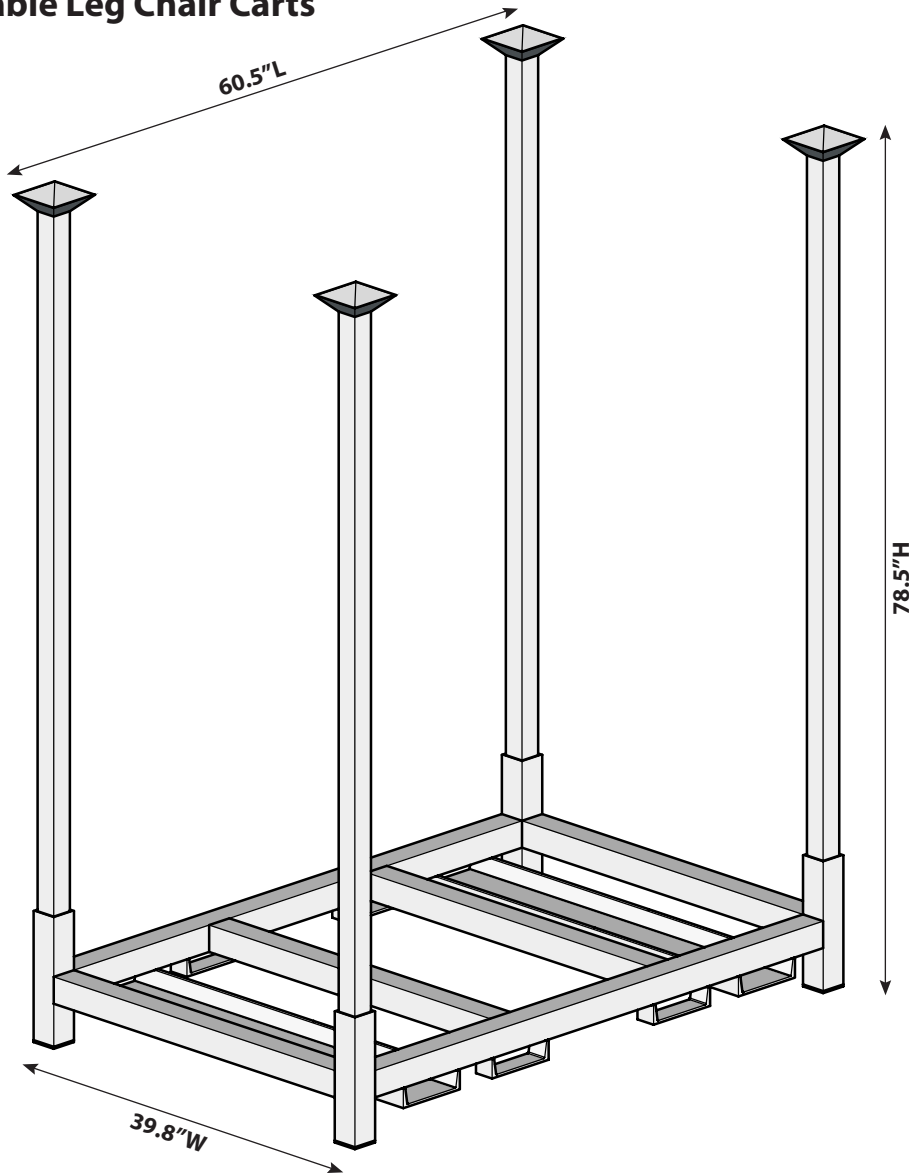
Removable Leg Racking Cart

Designed to hold rolls of fabric or carpet, this cart can readily store anything from large rolls of fabric, tables, chairs, and so much more. The legs are removable.

Product Specs	C134
Dimensions	89"L x 44"W x 50"H
Weight	3,000 lbs
Capacity	1,000 lbs
Materials	Welded on site, rugged welded 3" square tubing iron steel frame
Finish	Powder coated; standard finish is silver vein, but other powder coat colors are available upon request

OTHER CARTS

C148 - Removable Leg Chair Carts




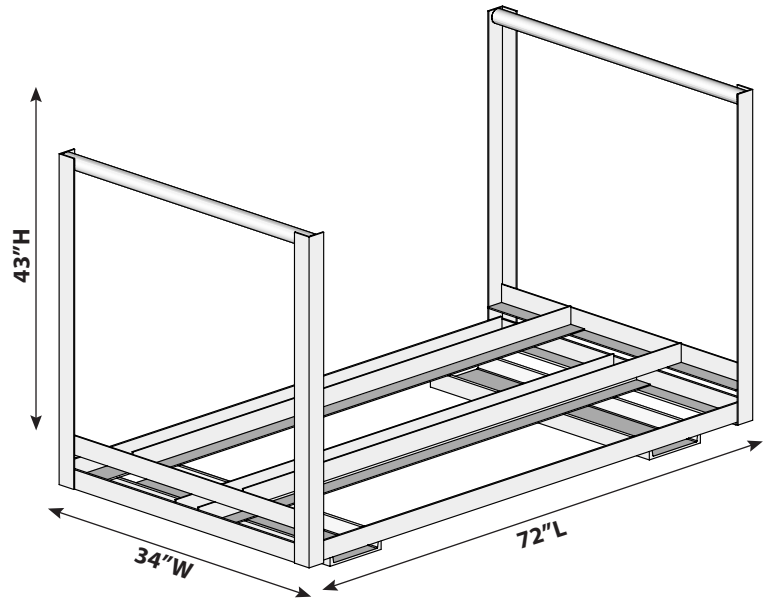
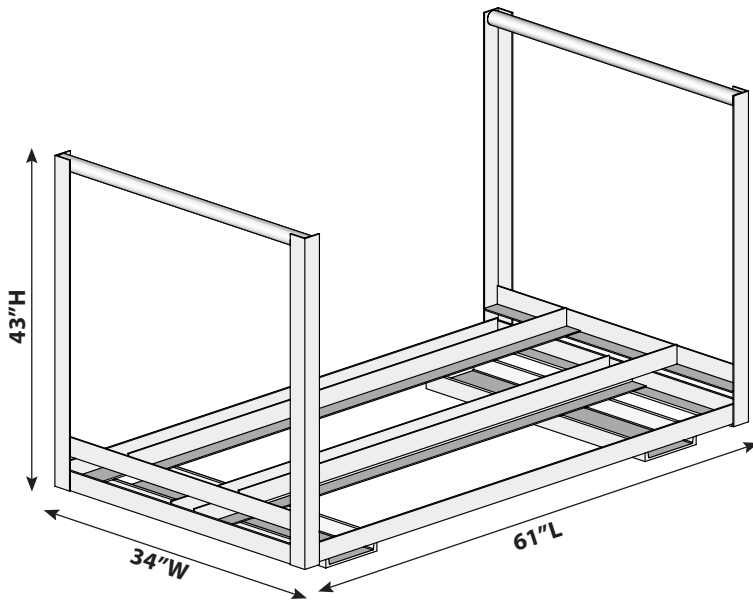
C148

Removable Leg Chair Cart

Our Chair Cart holds 3 rows of 50 folding chairs (150 chairs per cart). This cart comes standard with removable legs, making it affordable to ship. It's also designed to be stackable, reducing the storage space needed for your facility.

Product Specs	C148
Dimensions	60.5"L x 39.8"W x 78.5"H (casters installed)
Weight	210 lbs
Capacity	150 Celebration® Chairs, or 90 Oakwood®, or Performance® Chairs
Materials	Welded on site, rugged welded 2" and 2.5" square tubing, stacking cups iron steel frame
Casters	6" phenolic resin casters, 5"H x 2"W wheel with 1.5" distance from top of plate to top of wheel, plate is 4" x 4.5" (2) swivel and (2) rigid Rated at 900 lbs per caster for a combined rating of at least 3,600 lbs. *ship separately, must be installed
Finish	Powder coated; standard finish is silver vein, but other powder coat colors are available upon request

C141 - Medium Stanchion Carts



C141-12



C141-15

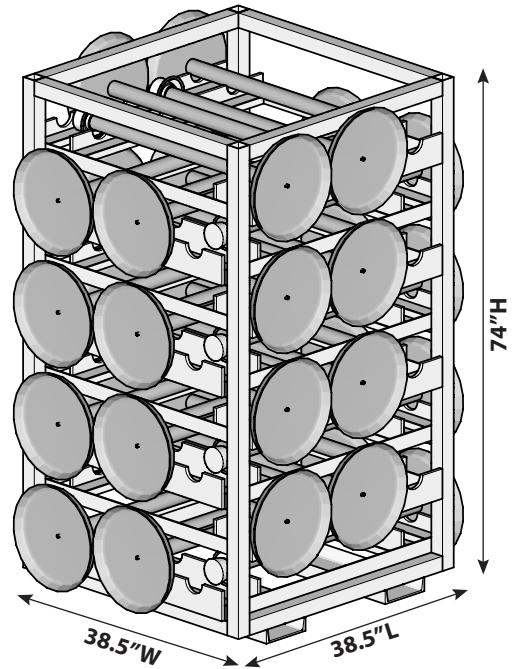
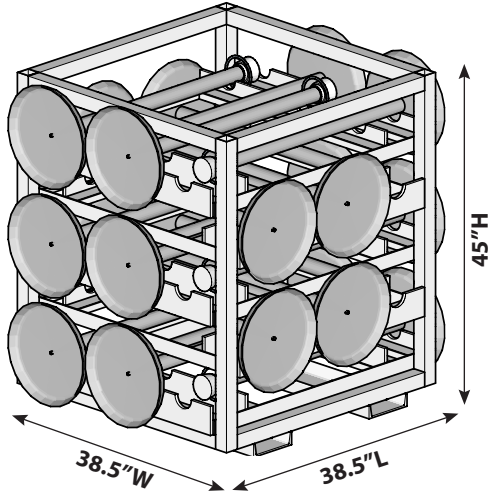
Medium Stanchion Carts

This cart allows you to store your stanchions upright and ready for use. Whether you are using lobby style stanchions with a rope attached, or retractable belt-barrier stanchions, this cart can accommodate both.

Product Specs	C141-12	C141-15
Dimensions	64"L x 34"W x 43"H (casters installed)	72"L x 34"W x 43"H (casters installed)
Weight	210 lbs	265 lbs
Capacity	12 Stanchions with Rope	15 Stanchions with Rope
Materials	Welded on site, rugged welded 2" angle iron steel frame	Welded on site, rugged welded 2" angle iron steel frame
Casters	6' phenolic resin casters, 5"H x 2"W wheel with 1.5" distance from top of plate to top of wheel, plate is 4" x 4.5" (2) swivel and (2) rigid Rated at 900 lbs per caster for a combined rating of at least 3,600 lbs. *ship separately, must be installed	6' phenolic resin casters, 5"H x 2"W wheel with 1.5" distance from top of plate to top of wheel, plate is 4" x 4.5" (2) swivel and (2) rigid Rated at 900 lbs per caster for a combined rating of at least 3,600 lbs. *ship separately, must be installed
Finish	Powder coated; standard finish is silver vein, but other powder coat colors are available upon request	Powder coated; standard finish is silver vein, but other powder coat colors are available upon request

OTHER CARTS

C141 - Large Stanchion Carts



C141-20



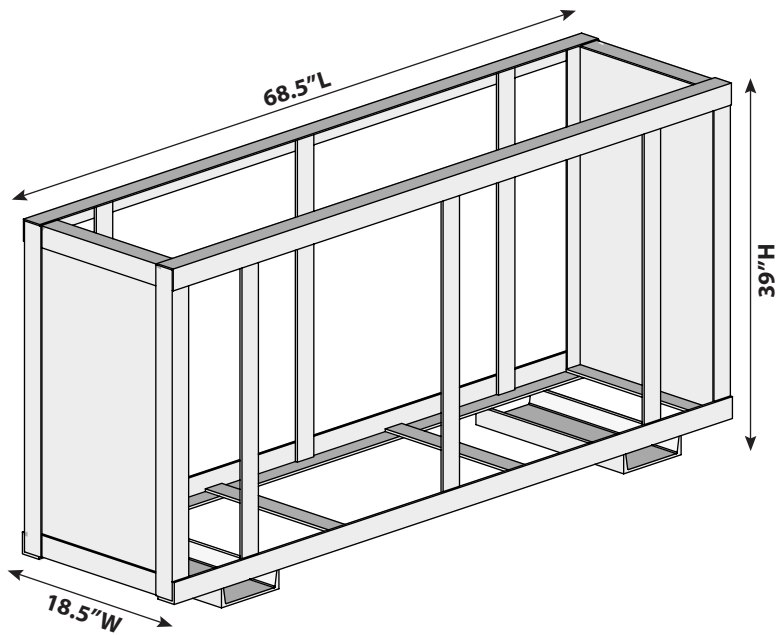
C141-32

Large Stanchion Carts

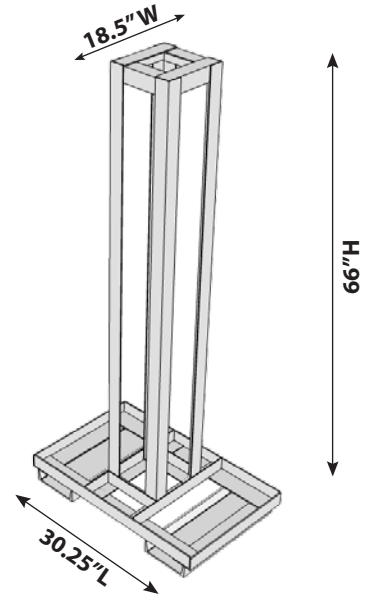
This horizontal stanchion storage solution maximizes storage space, allowing you to fit the move stations in one cart by laying them in horizontally from all angles. Available in both a 20 pcs and 40 pcs design, both also feature bungee cords to help keep the stanchions secure while in transit.

Product Specs	C141-20	C141-32
Dimensions	38.5"L x 38.5"W x 45"H (casters installed)	38.5"L x 38.5"W x 74"H (casters installed)
Weight	375 lbs	460 lbs
Capacity	20 Stanchions with Rope	32 Stanchions with Rope
Materials	Welded on site, rugged welded 2" angle iron steel frame, includes 10 bungee cords	Welded on site, rugged welded 2" angle iron steel frame, includes 16 bungee cords
Casters	6" phenolic resin casters, 5"H x 2"W wheel with 1.5" distance from top of plate to top of wheel, plate is 4" x 4.5" (2) swivel and (2) rigid Rated at 900 lbs per caster for a combined rating of at least 3,600 lbs. includes 10 bungee cords *ship separately, must be installed	6" phenolic resin casters, 5"H x 2"W wheel with 1.5" distance from top of plate to top of wheel, plate is 4" x 4.5" (2) swivel and (2) rigid Rated at 900 lbs per caster for a combined rating of at least 3,600 lbs. includes 16 bungee cords *ship separately, must be installed
Finish	Powder coated; standard finish is silver vein, but other powder coat colors are available upon request	Powder coated; standard finish is silver vein, but other powder coat colors are available upon request

C145 - Easel Cart



C149 - Furniture Dolly Cart



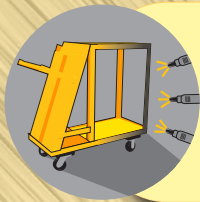
Easel Cart

All of our easels ship and store flat. This cart gives you the ability to store your easels, protect your investment, and ensure the long life of your product. This cart holds 75 quick fold easels, which we can ship inside the cart to reduce shipping cost.

Furniture Dolly Cart

This cart gives you the ability to store your dollies and ensure the long life of your product. This cart holds 25 furniture transport dollies.

Product Specs	C145	C149
Dimensions	68.5"L x 18.5"W x 39"H (casters installed)	30.25"L x 18.5"W x 66"H (casters installed); dolly holder square is 9"x9"
Weight	174 lbs	125 lbs
Capacity	75 Quick Fold Easels	(25) Furniture Transport Dollies
Materials	Welded on site, rugged welded 2" angle iron steel frame	Welded on site, rugged welded 2" angle iron steel frame
Casters	6" phenolic resin casters, 5"H x 2"W wheel with 1.5" distance from top of plate to top of wheel, plate is 4" x 4.5" (2) swivel and (2) rigid Rated at 900 lbs per caster for a combined rating of at least 3,600 lbs. *ship separately, must be installed	6" phenolic resin casters, 5"H x 2"W wheel with 1.5" distance from top of plate to top of wheel, plate is 4" x 4.5" (2) swivel and (2) rigid Rated at 900 lbs per caster for a combined rating of at least 3,600 lbs. *ship separately, must be installed
Finish	Powder coated; standard finish is silver vein, but other powder coat colors are available upon request	Powder coated; standard finish is silver vein, but other powder coat colors are available upon request



Powder Coating

Every cart features a durable powder finish in silver-vein (textured gray), or black. Additional powder-coating colors are available upon request, subject to extended lead times.



Custom Fabrication

Do you need a custom cart or specific modifications? We offer extensive customization options. Contact your sales representative for more information and pricing.



Lead Time

Our carts are made to order and typically ship within 3-5 business days. Please allow extra time for custom or larger orders.